



2023 Budget  
Original Adopted Budget Document  
**OPTION 1 & 2**  
**ATTACHMENT A**

Budget Hearing # 2  
December 7, 2022

This revised copy of Attachment A contains the \$200,000 reduction to the originally presented General Fund appropriated personnel spending for Budget Year 2023, as read into record by Board Trustee Aaron Salt, and subsequently approved and adopted by the Pikes Peak Library District Board of Trustees on December 7, 2022.



2023 Budget  
Original Adopted Budget Document  
Table of Contents

**SECTION 1 ~ SUMMARY & FORECAST**

Page 1	Changes to Original Adopted budget
Page 2	Budget Summary
Page 3	Fund Balance Projection
Page 4	Historical Fund Balance
Page 5	Five Year Budget Forecast

**SECTION 2 ~ REVENUE BUDGET**

Page 6	Revenue Budget by Fund
Page 7	Changes to Revenue Budget
Page 8	Revenue by Major Category
Page 9	Historical Revenue
Page 10	Revenue Compared to CPI & Per Capita
Page 11	Population Served Comparison
Page 12	Per Capita Revenue Comparison

**SECTION 3 ~ EXPENDITURE BUDGET**

Page 13-15	Changes to Expenditure Budget
Page 16-17	Expenditure Budget by Department
Page 18-19	Changes to Personnel Budget
Page 20-21	Changes to FTE Counts
Page 22-23	Changes to Operations Budget
Page 24	Changes to Capital Budget
Page 25-28	Capital Projects Detail
Page 29	Expenditures by Major Category
Page 30	Expenditures by Department



2023 Original Adopted Budget

## SECTION 1 - SUMMARY & FORECAST



**Changes to OAB 2022 - 2023**

	<u>2022 OAB</u>	<u>Changes</u>	<u>2023 OAB</u>	<u>% Change</u>
<b><u>REVENUES</u></b>				
Property Taxes	33,145,936	627,163	<b>33,773,099</b>	2%
Specific ownership taxes	3,800,000	(300,000)	<b>3,500,000</b>	-8%
Interest on taxes	38,000	250	<b>38,250</b>	1%
Payment in lieu of taxes	10,000	200	<b>10,200</b>	2%
<b>Total taxes</b>	<b>36,993,936</b>	<b>327,613</b>	<b>37,321,549</b>	<b>1%</b>
Intergovernmental	1,004,631	(56,702)	<b>947,929</b>	-6%
Donations/fundraising	325,000	(95,000)	<b>230,000</b>	-29%
Employee contributions	0	612,143	<b>612,143</b>	100%
Other Operating Revenue	147,750	17,798	<b>165,548</b>	12%
<b>Total Operating Revenue</b>	<b>1,477,381</b>	<b>478,239</b>	<b>1,955,620</b>	<b>32%</b>
<b>Total Revenue</b>	<b>38,471,317</b>	<b>805,851</b>	<b>39,277,168</b>	<b>2%</b>
<b><u>Expenditures</u></b>				
Personnel Expense	23,028,665	1,618,509	<b>24,647,174</b>	7%
Operating Expense	13,837,034	735,463	<b>14,572,497</b>	5%
Capital Outlay	3,355,445	(2,319,647)	<b>1,035,798</b>	-69%
<b>Total Expenditures</b>	<b>40,221,144</b>	<b>34,325</b>	<b>40,255,469</b>	<b>0%</b>
<b>Net Impact to Fund Balance</b>	<b>(1,749,827)</b>	<b>771,526</b>	<b>(978,301)</b>	<b>-44%</b>



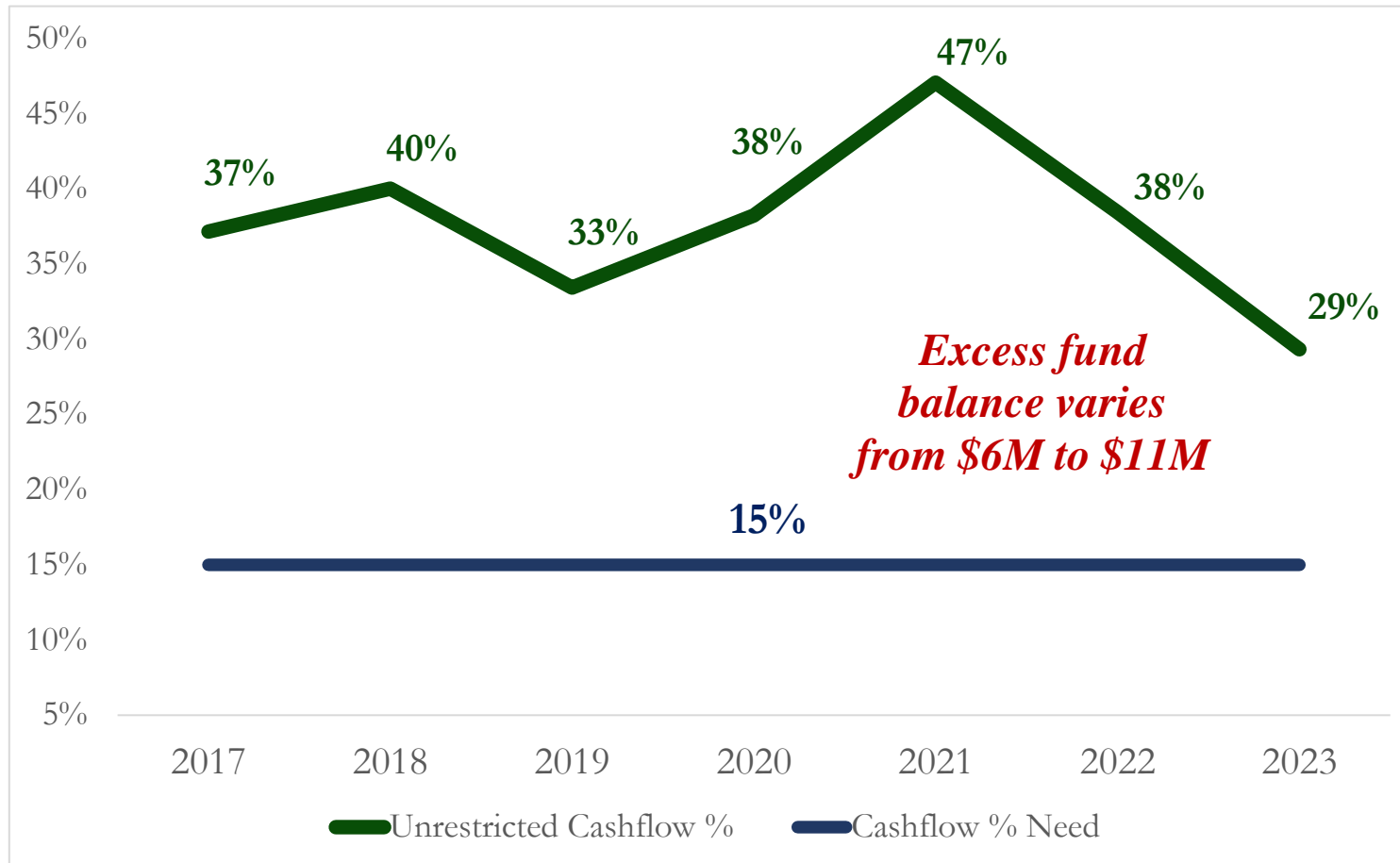
## 2023 BUDGET SUMMARY

	General Fund	Capital Fund	Self-Insurance Fund	TOTAL BUDGET
<b><u>REVENUES</u></b>				
Property Taxes	30,743,906	0	3,029,193	33,773,099
Specific ownership taxes	3,500,000	0	0	3,500,000
Interest on taxes	38,250	0	0	38,250
Payment in lieu of taxes	10,200	0	0	10,200
<b>Total taxes</b>	<b>34,292,356</b>	<b>0</b>	<b>3,029,193</b>	<b>37,321,549</b>
Intergovernmental	912,131	35,798	0	947,929
Fines and fees	67,500	0	0	67,500
Interest income	38,250	0	0	38,250
Donations/fundraising	230,000	0	0	230,000
Employee contributions	0	0	612,143	612,143
Miscellaneous - Copy sales	45,225	0	0	45,225
Miscellaneous - Parking lot collections	10,050	0	0	10,050
Miscellaneous - Other	4,523	0	0	4,523
<b>Total Revenue</b>	<b>35,600,035</b>	<b>35,798</b>	<b>3,641,336</b>	<b>39,277,168</b>
<b><u>EXPENSES</u></b>				
Personnel Expense	21,349,076	0	3,298,098	24,647,174
Operating Expense	14,282,497	0	290,000	14,572,497
Capital Outlay	35,798	1,000,000	0	1,035,798
<b>Total Expense</b>	<b>35,667,371</b>	<b>1,000,000</b>	<b>3,588,098</b>	<b>40,255,469</b>
<b>Net change in fund balance</b>	<b>(67,337)</b>	<b>(964,202)</b>	<b>53,238</b>	<b>(978,301)</b>
Fund balance, beginning of year	10,151,900	5,103,754	99,692	15,355,346
<b>Fund balance, end of year</b>	<b>10,084,563</b>	<b>4,139,552</b>	<b>152,930</b>	<b>14,377,045</b>



PROJECTED FUND BALANCES					
	12/31/2021		12/31/2022		12/31/2023
	Audited Fund Balances	2022 Projected Impacts	Projected Fund Balance	2023 Budget Impacts	Projected Fund Balance
Nonspendable	400,575	0	400,575	0	400,575
Restricted Fund Balance	1,392,473	0	1,392,473	0	1,392,473
<b>Restricted General Fund</b>	<b>1,793,048</b>	<b>0</b>	<b>1,793,048</b>	<b>0</b>	<b>1,793,048</b>
Assigned	306,562	0	306,562	0	306,562
Unassigned	11,228,870	(1,383,532)	9,845,338	(67,337)	9,778,001
<b>Unrestricted General Fund</b>	<b>11,535,432</b>	<b>(1,383,532)</b>	<b>10,151,900</b>	<b>(67,337)</b>	<b>10,084,563</b>
<b>General Fund</b>	<b>13,328,480</b>	<b>(1,383,532)</b>	<b>11,944,948</b>	<b>(67,337)</b>	<b>11,877,611</b>
<b>Special Revenue Fund</b>	<b>100,688</b>	<b>(38,464)</b>	<b>62,224</b>	<b>0</b>	<b>62,224</b>
Capital Projects -North	315,403	54,841	370,244	(964,202)	(593,958)
Capital Projects -East	113,493	91,187	204,680	0	204,680
Capital Projects -Penrose	342,977	410,190	753,167	0	753,167
Capital Reserve	3,495,940	279,723	3,775,663	0	3,775,663
<b>Capital</b>	<b>4,267,813</b>	<b>835,941</b>	<b>5,103,754</b>	<b>(964,202)</b>	<b>4,139,552</b>
<b>Self- Insurance</b>	<b>313,188</b>	<b>(213,496)</b>	<b>99,692</b>	<b>53,238</b>	<b>152,930</b>
<b>TOTAL FUND BALANCE</b>	<b>18,010,169</b>	<b>(799,551)</b>	<b>17,210,618</b>	<b>(978,301)</b>	<b>16,232,317</b>
Less: Restricted & Special Revenue	(1,893,736)	0	(1,855,272)	0	(1,855,272)
Less: Cash Flow	(4,000,000)	0	(5,500,000)	0	(5,500,000)
<b>AVAILABLE FUND BALANCE</b>	<b>12,116,433</b>	<b>(799,551)</b>	<b>9,855,346</b>	<b>(978,301)</b>	<b>8,877,045</b>

**HISTORICAL FUND BALANCES VERSUS WHAT IS NEEDED FOR CASHFLOW**





**PROJECTED ~ FIVE YEAR FORECAST (based off Option 2)**

	2023	2024	2025	2026	2027
<b>REVENUES</b>					
Property Taxes (5%)	33,773,099	35,461,754	37,234,841	39,096,583	41,051,412
Specific ownership taxes (3%)	3,500,000	3,605,000	3,713,150	3,824,545	3,939,281
Interest on taxes	38,250	38,250	38,250	38,250	38,250
Payment in lieu of taxes (5%)	10,200	10,710	11,246	11,808	12,398
<b>Total taxes</b>	<b>37,321,549</b>	<b>39,115,714</b>	<b>40,997,487</b>	<b>42,971,186</b>	<b>45,041,341</b>
Intergovernmental (3%)	947,929	976,367	1,005,658	1,035,827	1,066,902
Fines and fees (5%)	67,500	70,875	74,419	78,140	82,047
Interest income	38,250	38,250	38,250	38,250	38,250
Donations/fundraising	230,000	230,000	230,000	230,000	230,000
Employee contributions (5%)	612,143	642,750	674,888	708,632	744,064
Copy sales (5%)	45,225	47,486	49,861	52,354	54,971
Parking lot collections (5%)	10,050	10,553	11,080	11,634	12,216
Other	4,523	4,523	4,523	4,523	4,523
<b>Other Revenue</b>	<b>1,955,620</b>	<b>2,020,804</b>	<b>2,088,678</b>	<b>2,159,360</b>	<b>2,232,973</b>
<b>Total Revenue</b>	<b>39,277,168</b>	<b>41,136,517</b>	<b>43,086,164</b>	<b>45,130,545</b>	<b>47,274,314</b>
<b>EXPENSES</b>					
GF- Personnel Expense (3%)	21,349,076	22,208,749	23,078,211	24,028,058	24,748,900
GF- Operating Expense (3%)	14,318,295	14,747,844	15,190,279	15,645,987	16,115,367
ISF- Medical Claims (10%)	3,588,098	3,946,908	4,341,599	4,775,758	5,253,334
CIP- Capital Projects	1,000,000	1,605,985	1,605,985	2,405,985	2,405,985
<b>Total expense</b>	<b>40,255,469</b>	<b>42,509,486</b>	<b>44,216,074</b>	<b>46,855,789</b>	<b>48,523,586</b>
Net change in fund balance	(978,301)	(1,372,968)	(1,129,909)	(1,725,243)	(1,249,272)
Fund balance, beginning of year ~ General Fund	10,151,900				
Fund balance, beginning of year ~Self-Insurance	99,692				
Fund balance, beginning of year ~ Capital	5,103,754				
LESS: Cashflows	(4,000,000)				
Available Beginning Fund Balance	<b>11,355,346</b>	<b>10,377,045</b>	<b>9,004,077</b>	<b>7,874,167</b>	<b>6,148,924</b>
<b>Projected Rolling Fund Balance</b>	<b>10,377,045</b>	<b>9,004,077</b>	<b>7,874,167</b>	<b>6,148,924</b>	<b>4,899,652</b>





2023 Original Adopted Budget

## SECTION 2 - REVENUE



2023 Revenue Budget

	General Fund	Capital Funds	Self-Insurance Fund	2023 OAB
<b>REVENUES</b>				
<b>General Fund</b>				
Property Taxes	30,743,906	0	3,029,193	33,773,099
Specific ownership taxes	3,500,000	0	0	3,500,000
Interest on taxes	38,250	0	0	38,250
Payment in lieu of taxes	10,200	0	0	10,200
<b>Total taxes</b>	<b>34,292,356</b>	<b>0</b>	<b>3,029,193</b>	<b>37,321,549</b>
Intergovernmental - E-Rate	503,506	0	0	503,506
Intergovernmental - AEFLA	84,002	0	0	84,002
Intergovernmental - State Grant	171,706	0	0	171,706
Intergovernmental - RHG	57,912	0	0	57,912
Intergovernmental - IECLE	95,005	0	0	95,005
Intergovernmental - Capital Restricted	0	35,798	0	35,798
Fines and fees	67,500	0	0	67,500
Interest income	38,250	0	0	38,250
Donations/fundraising	230,000	0	0	230,000
Employee contributions	0	0	612,143	612,143
Miscellaneous - Copy sales	45,225	0	0	45,225
Miscellaneous - Parking lot collections	10,050	0	0	10,050
Miscellaneous - Other	4,523	0	0	4,523
<b>Total Operating Revenue</b>	<b>1,307,679</b>	<b>35,798</b>	<b>612,143</b>	<b>1,955,620</b>
Proceeds from sale of assets	0	0	0	0
Investment Earnings	0	0	0	0
Transfers In	0	0	0	0
TABOR refund	0	0	0	0
<b>Total Other Revenue</b>	<b>0</b>	<b>0</b>	<b>0</b>	<b>0</b>
<b>TOTAL REVENUE</b>	<b>35,600,035</b>	<b>35,798</b>	<b>3,641,336</b>	<b>39,277,168</b>

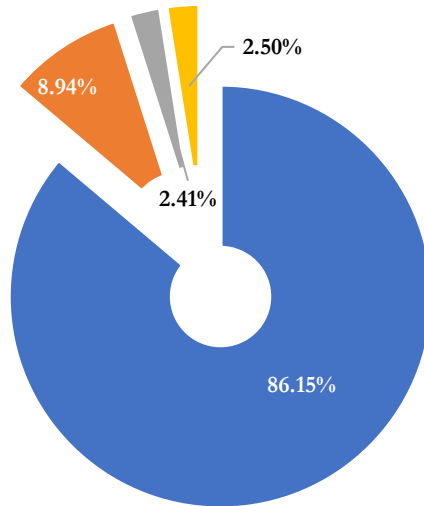


**Changes to REVENUE Budget 2022 - 2023**

	<u>2022 OAB</u>	<u>Changes</u>	<u>2023 OAB</u>
<b>REVENUES</b>			
Property Taxes	33,145,936	627,163	33,773,099
Specific ownership taxes	3,800,000	(300,000)	3,500,000
Interest on taxes	38,000	250	38,250
Payment in lieu of taxes	10,000	200	10,200
<b>Total taxes</b>	<b>36,993,936</b>	<b>327,613</b>	<b>37,321,549</b>
Intergovernmental - E-Rate	655,000	(151,494)	503,506
Intergovernmental - AEFLA	84,002	0	84,002
Intergovernmental - State Grant	170,624	1,082	171,706
Intergovernmental - RHG	0	57,912	57,912
Intergovernmental - IECLE	95,005	0	95,005
Intergovernmental - Capital Restricted	15,000	20,798	35,798
Fines and fees	67,500	0	67,500
Interest income	15,750	22,500	38,250
Donations/fundraising	325,000	(95,000)	230,000
Employee contributions	0	612,143	612,143
Miscellaneous - Copy sales	45,000	225	45,225
Miscellaneous - Parking lot collections	10,000	50	10,050
Miscellaneous - Other	9,500	(4,977)	4,523
<b>Total Operating Revenue</b>	<b>1,492,381</b>	<b>463,239</b>	<b>1,955,620</b>
<b>BUDGET BEFORE TRANSFERS</b>			
	38,486,317	790,851	39,277,168
Proceeds from sale of assets	0	0	0
Investment Earnings	0	0	0
Transfers In ^	3,045,095	(3,045,095)	0
TABOR refund	0	0	0
<b>Total Other Revenue</b>	<b>3,045,095</b>	<b>(3,045,095)</b>	<b>0</b>
<b>TOTAL BUDGET</b>			
	41,531,412	(2,254,244)	39,277,168

*^In the 2022 Budget, the Capital Projects were funded with a transfer from General Fund, resulting in a duplicate revenue amount. In the 2023 Budget, to provide greater transparency and to eliminate budget duplications, Property Tax Revenue is now allocated to the Capital Fund as needed.*

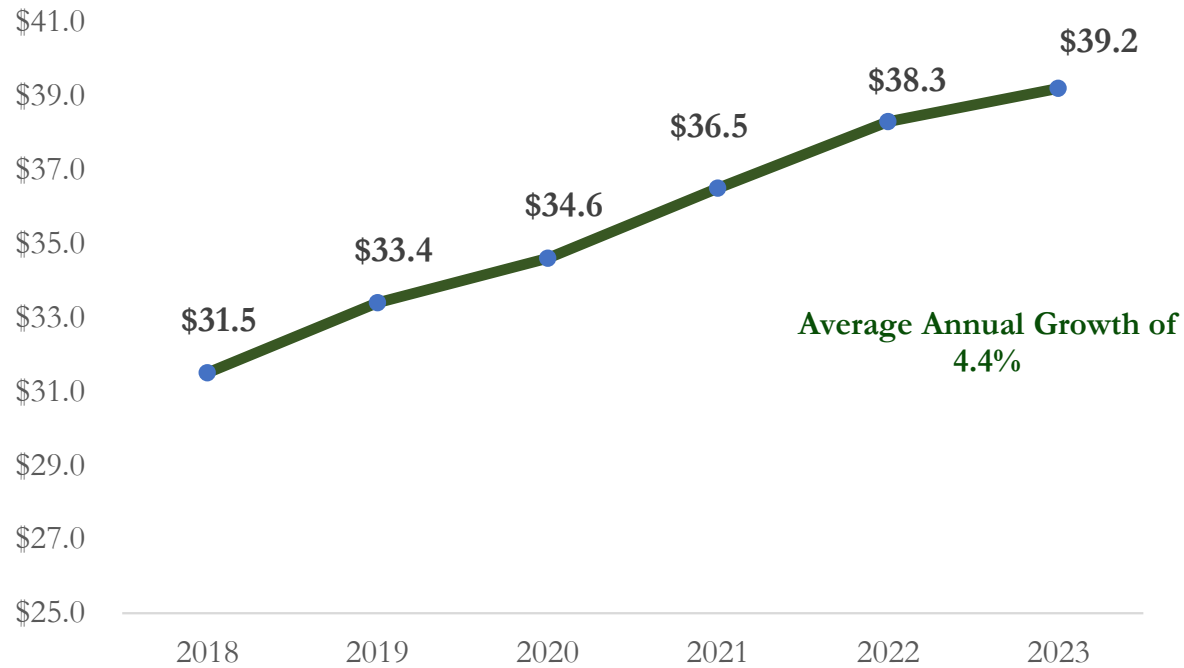
Revenue by Major Category (in Millions)



- Property Taxes
- Specific ownership taxes
- Intergovernmental
- Other Revenue

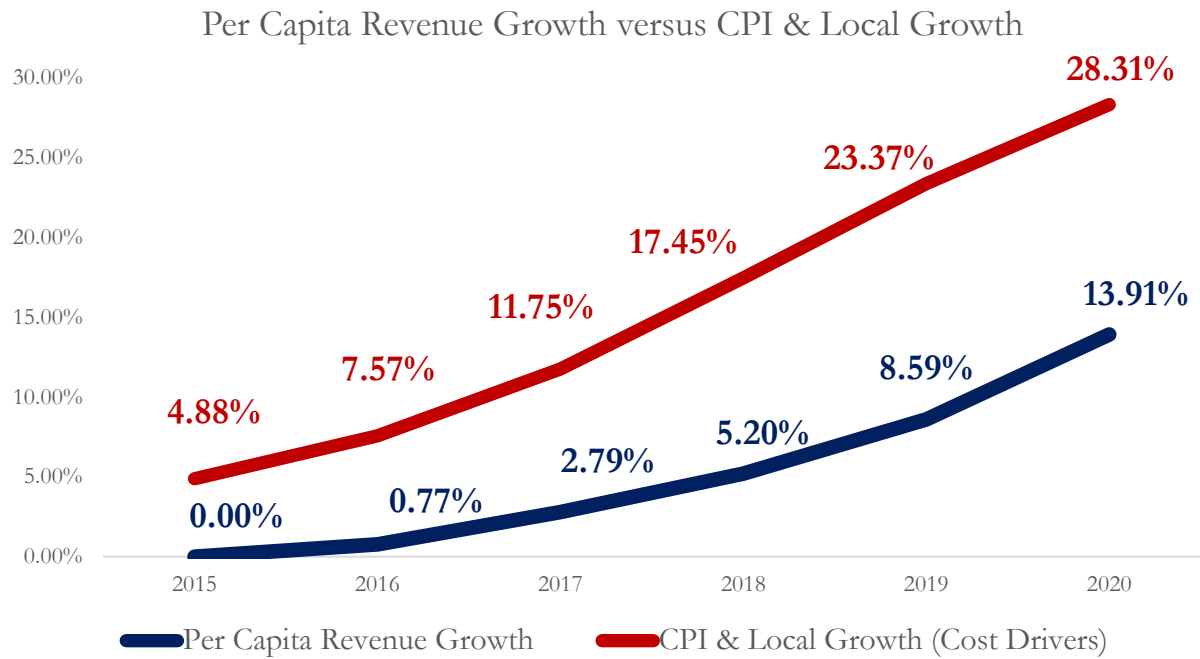


## HISTORICAL REVENUE (IN MILLIONS)



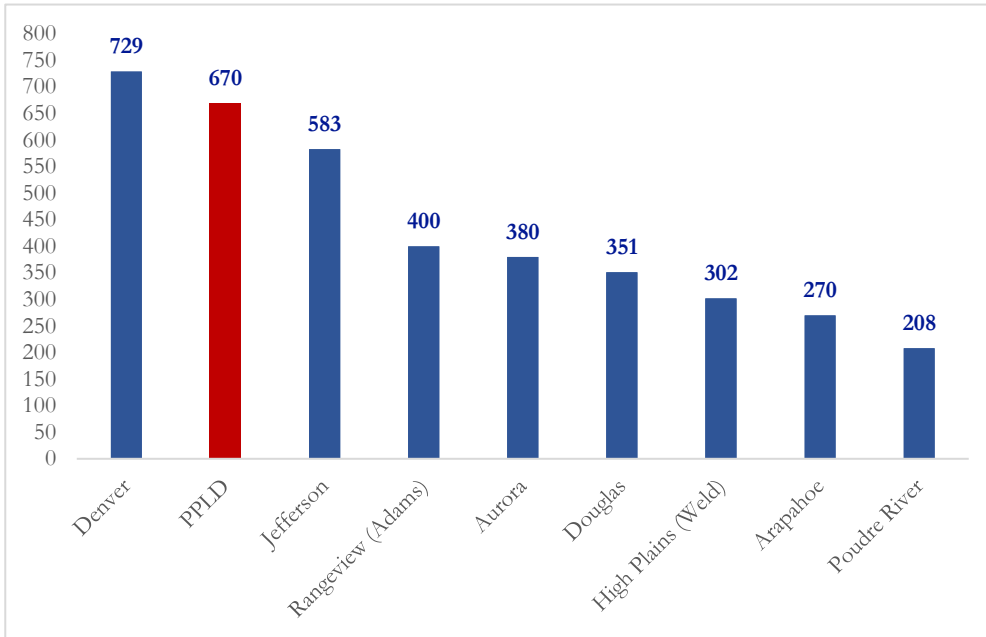


**HISTORICAL PER CAPITA LOCAL REVENUE GROWTH VERSUS MAJOR COST DRIVERS**



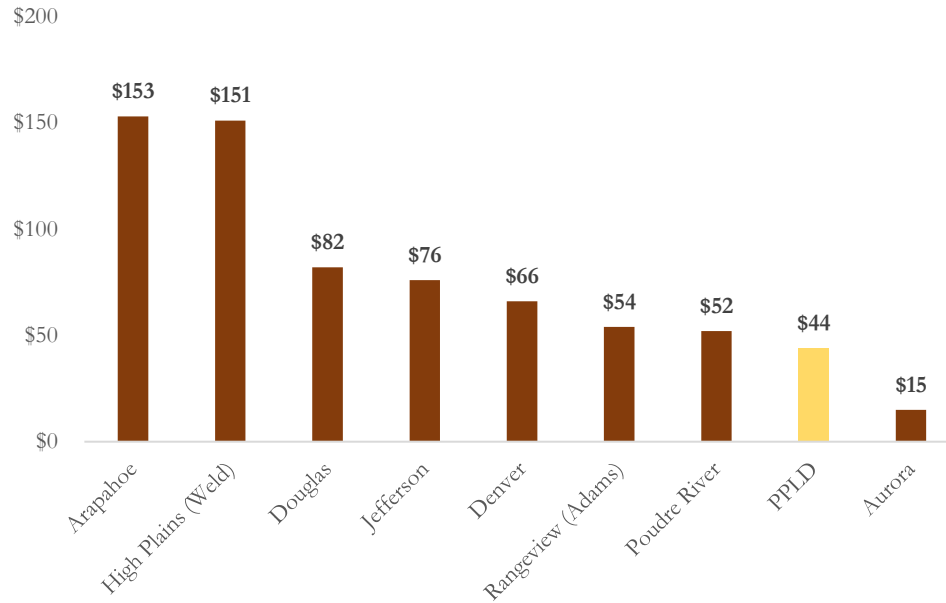


**2021 COMPARITIVE POPULATION SERVED (in thousands)**





## 2021 REVENUE PER CAPITA







2023 Original Adopted Budget

## SECTION 3 - EXPENDITURES



Changes to TOTAL EXPENDITURE (BASE) Budget 2022 - 2023

	<u>2022 OAB</u>	<u>Changes</u>	<u>2023 OAB</u>	<u>% Change</u>
<b>General Fund</b>				
Public Services	124,886	11,401	136,287	9%
Adult Services	751,607	33,107	784,714	4%
Family and Children Services	810,254	97,434	907,688	12%
Regional History and Genealogy	720,718	57,656	778,374	8%
Creative Services	551,064	20,233	571,297	4%
Knights of Columbus Hall	70,307	4,157	74,464	6%
Young Adult Services	513,439	54,495	567,934	11%
Adult Education	403,027	305,864	708,891	76%
Collection Management	2,225,986	120,409	2,346,395	5%
Collection Management - Library Materials	4,979,319	130,257	5,109,576	3%
Equity, Diversity and Inclusion	265,390	(72,088)	193,302	-27%
<b>LIBRARY SERVICES SUMMARY</b>	<b>11,415,997</b>	<b>762,927</b>	<b>12,178,924</b>	<b>7%</b>
West Region - Administration	269,689	10,856	280,545	4%
Penrose Library	1,301,315	134,432	1,435,747	10%
Cheyenne Mountain Library	479,670	33,380	513,050	7%
Old Colorado City Library	413,947	54,979	468,926	13%
Manitou Springs Library	258,452	45,658	304,110	18%
Ute Pass Library	61,812	(14,377)	47,435	-23%
Mobile Library Services	443,607	44,159	487,766	10%
<b>WEST REGION SUMMARY</b>	<b>3,228,492</b>	<b>309,086</b>	<b>3,537,579</b>	<b>10%</b>
Southeast Region - Administration	335,226	25,956	361,182	8%
East Library	1,657,970	106,722	1,764,692	6%
Fountain Library	364,183	25,150	389,333	7%
Ruth Holley Library	451,558	4,771	456,329	1%
Sand Creek Library	597,859	(38,902)	558,957	-7%
<b>SOUTHEAST REGION SUMMARY</b>	<b>3,406,796</b>	<b>123,697</b>	<b>3,530,493</b>	<b>4%</b>

TOTAL EXPENDITURES

**Changes to TOTAL EXPENDITURE (BASE) Budget 2022 - 2023**

	<b>2022 OAB</b>	<b>Changes</b>	<b>2023 OAB</b>	<b>% Change</b>
North Region Administration	217,743	6,682	224,425	3%
Library 21c	1,419,354	155,787	1,575,141	11%
High Prairie Library	363,811	42,680	406,491	12%
Calhan Library	71,295	3,192	74,487	4%
Monument Library	526,848	50,576	577,424	10%
Palmer Lake Library	500	0	500	0%
Rockrimmon Library	460,359	54,971	515,330	12%
<b>NORTH REGION SUMMARY</b>	<b>3,059,910</b>	<b>313,888</b>	<b>3,373,798</b>	<b>10%</b>
<b>LIBRARY SERVICE PROVIDERS SUMMARY</b>	<b>9,695,198</b>	<b>746,671</b>	<b>10,441,869</b>	<b>8%</b>
<b>PUBLIC SERVICES SUMMARY</b>	<b>21,111,196</b>	<b>1,509,598</b>	<b>22,620,793</b>	<b>7%</b>
Administration	295,955	(4,316)	291,639	-1%
Human Relations Office	739,035	90,720	829,754	12%
Finance Office	717,993	643,236	1,361,229	90%
Facilities	3,728,441	880,110	4,608,551	24%
Security	1,004,258	285,329	1,289,587	28%
Communications Office	1,272,851	40,347	1,313,198	3%
Information Technology Office	2,775,884	(27,653)	2,748,231	-1%
Development Office	310,175	44,278	354,452	14%
<b>ATTRITION SAVINGS</b>	<b>-</b>	<b>(344,055)</b>	<b>(344,055)</b>	<b>-100%</b>
Interdepartmental	1,545,694	(1,306,878)	238,816	-85%
<b>Support Services</b>	<b>12,390,284</b>	<b>301,119</b>	<b>12,691,403</b>	<b>2%</b>
<b>GENERAL FUND - Undesignated</b>	<b>33,501,480</b>	<b>1,810,716</b>	<b>35,312,196</b>	<b>5%</b>
Designated Funds	521,719	(166,544)	355,175	-32%
<b>Total Designated</b>	<b>521,719</b>	<b>(166,544)</b>	<b>355,175</b>	<b>-32%</b>
<b>TOTAL GENERAL FUND</b>	<b>34,023,199</b>	<b>1,644,172</b>	<b>35,667,371</b>	<b>5%</b>
<b>Self-Insurance Fund</b>				
Self-Insured Medical	2,857,500	730,598	3,588,098	26%
<b>SELF INSURANCE FUND</b>	<b>2,857,500</b>	<b>730,598</b>	<b>3,588,098</b>	<b>26%</b>

TOTAL EXPENDITURES

Changes to TOTAL EXPENDITURE (BASE) Budget 2022 - 2023

	<u>2022 OAB</u>	<u>Changes</u>	<u>2023 OAB</u>	<u>% Change</u>
<b>TOTAL GENERAL FUND &amp; SELF INSURANCE OPERATING BUDGET</b>	36,880,699	2,374,770	39,255,469	6%
<b>Capital Fund</b>				
Capital Reserve- Creative Services	1,500	57,700	59,200	3847%
Capital Reserve- IT	1,056,350	248,385	1,304,735	24%
Capital Reserve- Facilities	754,500	(396,400)	358,100	-53%
Communication Projects	25,395	14,855	40,250	58%
East Renovation	117,000	351,000	468,000	300%
Library 21C Capital Facility	194,500	(131,500)	63,000	-68%
Penrose Capital Projects -Facilities	1,191,200	(1,078,500)	112,700	-91%
<b>DELAY OF CAPITAL PROJECTS</b>	-	<b>(1,405,985)</b>	<b>(1,405,985)</b>	<b>-100%</b>
<b>CAPITAL FUND</b>	<b>3,340,445</b>	<b>(2,340,445)</b>	<b>1,000,000</b>	<b>-70%</b>
<b>BUDGET BEFORE TRANSFERS REMOVAL #</b>	40,221,144	34,325	40,255,469	0%
Operating Transfers to Other Funds ^	3,045,095	(3,045,095)	0	-100%
<b>2023 BUDGET *</b>	43,266,239	<b>(3,010,770)</b>	40,255,469	-7%

# BUDGET BEFORE TRANSFERS illustrates actual changes in spending authority

\* 2023 BUDGET shows actual change in Budget



**2023 TOTAL EXPENDITURE (BASE) Budget**

	<u>Personnel</u>	<u>Operating</u>	<u>Capital</u>	<u>TOTAL</u>
<b><u>General Fund</u></b>				
Public Services	129,169	7,118	0	136,287
Adult Services	672,614	112,100	0	784,714
Family and Children Services	744,771	162,918	0	907,688
Regional History and Genealogy	711,568	66,806	0	778,374
Creative Services	476,405	94,892	0	571,297
Knights of Columbus Hall	73,464	1,000	0	74,464
Young Adult Services	457,886	110,048	0	567,934
Adult Education	627,591	81,300	0	708,891
Collection Management	1,608,365	738,030	0	2,346,395
Collection Management - Library Materials	0	5,109,576	0	5,109,576
Equity, Diversity and Inclusion	172,742	20,560	0	193,302
<b>LIBRARY SERVICES SUMMARY</b>	<b>5,674,576</b>	<b>6,504,348</b>	<b>0</b>	<b>12,178,924</b>
West Region - Administration	257,747	22,799	0	280,545
Penrose Library	1,420,767	14,980	0	1,435,747
Cheyenne Mountain Library	506,198	6,852	0	513,050
Old Colorado City Library	464,686	4,240	0	468,926
Manitou Springs Library	298,227	5,883	0	304,110
Ute Pass Library	44,520	2,915	0	47,435
Mobile Library Services	475,867	11,899	0	487,766
<b>WEST REGION SUMMARY</b>	<b>3,468,011</b>	<b>69,568</b>	<b>0</b>	<b>3,537,579</b>
Southeast Region - Administration	335,682	25,500	0	361,182
East Library	1,738,492	26,200	0	1,764,692
Fountain Library	380,933	8,400	0	389,333
Ruth Holley Library	449,587	6,742	0	456,329
Sand Creek Library	547,457	11,500	0	558,957
<b>SOUTHEAST REGION SUMMARY</b>	<b>3,452,151</b>	<b>78,342</b>	<b>0</b>	<b>3,530,493</b>
North Region Administration	197,425	27,000	0	224,425
Library 21c	1,548,441	26,700	0	1,575,141
High Prairie Library	402,516	3,975	0	406,491
Calhan Library	73,162	1,325	0	74,487
Monument Library	572,424	5,000	0	577,424
Palmer Lake Library	-	500	0	500

2023 TOTAL EXPENDITURE (BASE) Budget				
	<u>Personnel</u>	<u>Operating</u>	<u>Capital</u>	<u>TOTAL</u>
Rockrimmon Library	511,355	3,975	0	515,330
<b>NORTH REGION SUMMARY</b>	<b>3,305,323</b>	<b>68,475</b>	<b>0</b>	<b>3,373,798</b>
<b>LIBRARY SERVICE PROVIDERS SUMMARY</b>	<b>10,225,485</b>	<b>216,385</b>	<b>0</b>	<b>10,441,869</b>
<b>PUBLIC SERVICES SUMMARY</b>	<b>15,900,061</b>	<b>6,720,732</b>	<b>0</b>	<b>22,620,793</b>
Administration	258,991	32,648	0	291,639
Human Relations Office	610,184	219,571	0	829,754
Finance Office	645,832	715,397	0	1,361,229
Facilities	894,599	3,713,952	0	4,608,551
Security & Safety	1,218,212	71,375	0	1,289,587
Communications Office	849,984	463,214	0	1,313,198
Information Technology Office	1,116,766	1,631,465	0	2,748,231
Development Office	190,802	163,650	0	354,452
<b>ATTRITION SAVINGS</b>	<b>(344,055)</b>	<b>0</b>	<b>0</b>	<b>(344,055)</b>
Interdepartmental	7,700	231,116	0	238,816
<b>Support Services</b>	<b>5,449,015</b>	<b>7,242,388</b>	<b>0</b>	<b>12,691,403</b>
<b>GENERAL FUND - Undesignated</b>	<b>21,349,076</b>	<b>13,963,120</b>	<b>0</b>	<b>35,312,196</b>
Designated Funds	0	319,377	35,798	355,175
<b>Total Designated</b>	<b>0</b>	<b>319,377</b>	<b>35,798</b>	<b>355,175</b>
<b>TOTAL GENERAL FUND</b>	<b>21,349,076</b>	<b>14,282,497</b>	<b>35,798</b>	<b>35,667,371</b>
<b>Self-Insurance Fund</b>				
Self-Insured Medical	3,298,098	290,000	0	3,588,098
<b>SELF INSURANCE FUND</b>	<b>3,298,098</b>	<b>290,000</b>	<b>0</b>	<b>3,588,098</b>
<b>Capital Fund</b>				
Capital Reserve- Creative Services	0	0	59,200	59,200
Capital Reserve- IT	0	0	1,304,735	1,304,735
Capital Reserve- Facilities	0	0	358,100	358,100
Communication Projects	0	0	40,250	40,250
East Renovation	0	0	468,000	468,000
Library 21C Capital Facility	0	0	63,000	63,000
Penrose Capital Projects -Facilities	0	0	112,700	112,700
<b>DELAY OF CAPITAL PROJECTS</b>	<b>0</b>	<b>0</b>	<b>(1,405,985)</b>	<b>(1,405,985)</b>
<b>CAPITAL FUND</b>	<b>0</b>	<b>0</b>	<b>1,000,000</b>	<b>1,000,000</b>
<b>2023 BUDGET</b>	<b>24,647,174</b>	<b>14,572,497</b>	<b>1,035,798</b>	<b>40,255,469</b>



Changes to PERSONNEL Budget 2022 - 2023

	<u>2022 OAB</u>	<u>Changes</u>	<u>2023 OAB</u>	<u>% Change</u>
<b><u>General Fund</u></b>				
Public Services	117,686	11,483	129,169	10%
Adult Services	607,034	65,580	672,614	11%
Family and Children Services	620,691	124,080	744,771	20%
Regional History and Genealogy	632,556	79,012	711,568	12%
Creative Services	429,979	46,426	476,405	11%
Knights of Columbus Hall	66,307	7,157	73,464	11%
Young Adult Services	392,631	65,255	457,886	17%
Adult Education	333,727	293,864	627,591	88%
Collection Management	1,464,486	143,879	1,608,365	10%
Equity, Diversity and Inclusion	219,390	(46,648)	172,742	-21%
<b>LIBRARY SERVICES SUMMARY</b>	<b>4,884,487</b>	<b>790,089</b>	<b>5,674,576</b>	<b>16%</b>
West Region - Administration	232,802	24,944	257,747	11%
Penrose Library	1,289,565	131,202	1,420,767	10%
Cheyenne Mountain Library	461,870	44,328	506,198	10%
Old Colorado City Library	408,947	55,739	464,686	14%
Manitou Springs Library	249,452	48,775	298,227	20%
Ute Pass Library	59,062	(14,542)	44,520	-25%
Mobile Library Services	434,457	41,410	475,867	10%
<b>WEST REGION SUMMARY</b>	<b>3,136,155</b>	<b>331,856</b>	<b>3,468,011</b>	<b>11%</b>
Southeast Region - Administration	305,126	30,556	335,682	10%
East Library	1,627,970	110,522	1,738,492	7%
Fountain Library	357,483	23,450	380,933	7%
Ruth Holley Library	443,558	6,029	449,587	1%
Sand Creek Library	576,359	(28,902)	547,457	-5%
<b>SOUTHEAST REGION SUMMARY</b>	<b>3,310,496</b>	<b>141,655</b>	<b>3,452,151</b>	<b>4%</b>

Changes to PERSONNEL Budget 2022 - 2023

	<u>2022 OAB</u>	<u>Changes</u>	<u>2023 OAB</u>	<u>% Change</u>
North Region Administration	184,743	12,682	197,425	7%
Library 21c	1,394,354	154,087	1,548,441	11%
High Prairie Library	360,061	42,455	402,516	12%
Calhan Library	70,045	3,117	73,162	4%
Monument Library	522,848	49,576	572,424	9%
Rockrimmon Library	456,609	54,746	511,355	12%
<b>NORTH REGION SUMMARY</b>	<b>2,988,660</b>	<b>316,663</b>	<b>3,305,323</b>	<b>11%</b>
<b>LIBRARY SERVICE PROVIDERS SUMMARY</b>	<b>9,435,311</b>	<b>790,173</b>	<b>10,225,485</b>	<b>8%</b>
<b>PUBLIC SERVICES SUMMARY</b>	<b>14,319,799</b>	<b>1,580,262</b>	<b>15,900,061</b>	<b>11%</b>
Administration	265,155	(6,164)	258,991	-2%
Human Relations Office	519,613	90,571	610,184	17%
Finance Office	566,393	79,439	645,832	14%
Facilities	774,825	119,774	894,599	15%
Security	923,438	294,774	1,218,212	32%
Communications Office	710,811	139,173	849,984	20%
Information Technology Office	1,247,356	(130,590)	1,116,766	-10%
Development Office	173,275	17,528	190,802	10%
<b>ATTRITION SAVINGS</b>	<b>0</b>	<b>(344,055)</b>	<b>(344,055)</b>	<b>-100%</b>
Interdepartmental	744,694	(736,994)	7,700	-99%
<b>Support Services</b>	<b>5,925,559</b>	<b>(476,544)</b>	<b>5,449,015</b>	<b>-8%</b>
<b>GENERAL FUND - Undesignated</b>	<b>20,245,358</b>	<b>1,103,718</b>	<b>21,349,076</b>	<b>5%</b>
Designated Funds	145,807	(145,807)	0	-100%
<b>Total Designated</b>	<b>145,807</b>	<b>(145,807)</b>	<b>0</b>	<b>-100%</b>
<b>TOTAL GENERAL FUND</b>	<b>20,391,165</b>	<b>957,911</b>	<b>21,349,076</b>	<b>5%</b>
<b>Self-Insurance Fund</b>				
Self-Insured Medical *	2,637,500	660,598	3,298,098	25%
<b>SELF INSURANCE FUND</b>	<b>2,637,500</b>	<b>660,598</b>	<b>3,298,098</b>	<b>25%</b>
<b>TOTAL PERSONNEL BUDGET</b>	<b>23,028,665</b>	<b>1,618,509</b>	<b>24,647,174</b>	<b>7%</b>

\* In the 2022 Budget, the Self-Insured Medical costs were included in the Interdepartmental budget in the General Fund. In the 2023 Budget, to provide greater transparency and for consistency with the Annual Comprehensive Financial Report, it is budgeted in the Self-Insurance Fund. For purposes of this budget comparison, the 2022 Medical costs budget has been moved down to the Self-Insurance Fund.





## Authorized Positions & FTE Counts

Department	Total Authorized Positions			Total Full Time Equivalents (FTEs)		
	2021 Budget	2022 Budget	2023 Budget	2021 Budget	2022 Budget	2023 Budget
<b>Chief Librarian and CEO Office</b>	2	2	2	2.0	2.0	2.0
<b>Public Services - Administrative Services</b>	1	1	1	1.0	1.0	1.0
<b>LIBRARY SERVICES</b>						
Adult Services	9	9	9	9.0	9.0	9.0
Family and Children's Services	10	10	10	9.5	9.5	9.5
Regional History and Genealogy	13	13	12	10.5	10.5	10.0
Creative Services	7	7	7	7.0	7.0	7.0
Knights of Columbus Hall	1	1	1	1.0	1.0	1.0
Young Adult Services	6	6	6	6.0	6.0	6.0
Adult Education	7	7	7	7.0	7.0	7.0
Collection Management	25	25	24	23.8	23.8	23.3
Equity, Diversity and Inclusion	3	3	2	3.0	3.0	2.0
<b>Total LIBRARYSERVICES</b>	<b>81</b>	<b>81</b>	<b>78</b>	<b>76.8</b>	<b>76.8</b>	<b>74.8</b>
<b>Regional Libraries - Administration</b>						
<b>West Region - Administration</b>	4	4	4	4.0	4.0	4.0
Penrose Library	42	42	40	29.8	29.8	29.2
Cheyenne Mountain Library	13	13	13	10.0	10.0	10.0
Old Colorado City Library	11	11	11	8.9	8.9	8.9
Manitou Springs Library	7	7	7	5.2	5.2	5.2
Ute Pass Library	2	2	2	1.4	1.4	1.4
Mobile Library Services	13	13	13	9.2	9.2	9.2
<b>Total West Region</b>	<b>92</b>	<b>92</b>	<b>90</b>	<b>68.3</b>	<b>68.3</b>	<b>67.8</b>
<b>Southeast Region - Administration</b>	5	5	5	5.0	5.0	5.0
East Library	52	52	50	37.3	37.3	35.5
Fountain Library	11	11	11	7.3	7.3	7.3
Ruth Holley Library	14	14	13	10.2	10.2	9.7
Sand Creek Library	15	15	13	11.5	11.5	10.0
<b>Total Southeast Region</b>	<b>97</b>	<b>97</b>	<b>92</b>	<b>71.3</b>	<b>71.3</b>	<b>67.5</b>

## Authorized Positions & FTE Counts

Department	Total Authorized Positions			Total Full Time Equivalentents (FTEs)		
	2021 Budget	2022 Budget	2023 Budget	2021 Budget	2022 Budget	2023 Budget
<b>North Region Administration</b>	3	3	3	3.0	3.0	3.0
Library 21c	38	38	37	28.8	28.8	28.2
High Prairie Library	11	11	11	7.8	7.8	7.8
Calhan Library	3	3	3	1.7	1.7	1.7
Monument Library	16	16	16	11.9	11.9	11.9
Palmer Lake Library	0	0	0	0.0	0.0	0.0
Rockrimmon Library	13	13	13	9.9	9.9	9.9
<b>Total North Region</b>	<b>84</b>	<b>84</b>	<b>83</b>	<b>62.9</b>	<b>62.9</b>	<b>62.4</b>
<b>Total Regional Libraries</b>	<b>273</b>	<b>273</b>	<b>265</b>	<b>202.6</b>	<b>202.6</b>	<b>197.7</b>
<b>SECURITY</b>	<b>22</b>	<b>22</b>	<b>22</b>	<b>20.5</b>	<b>20.5</b>	<b>20.5</b>
<b>HUMAN RELATIONS OFFICE</b>	<b>7</b>	<b>7</b>	<b>7</b>	<b>6.8</b>	<b>6.8</b>	<b>6.8</b>
Facilities - Penrose Library	5	5	5	5.0	5.0	5.0
Facilities - East Library	3	3	3	3.0	3.0	3.0
Facilities - Library 21c	6	6	6	6.0	6.0	6.0
<b>TOTAL FACILITIES</b>	<b>14</b>	<b>14</b>	<b>14</b>	<b>14.0</b>	<b>14.0</b>	<b>14.0</b>
<b>COMMUNICATIONS OFFICE</b>	<b>12</b>	<b>12</b>	<b>12</b>	<b>11.8</b>	<b>11.8</b>	<b>11.8</b>
<b>INFORMATION TECHNOLOGY OFFICE</b>	<b>17</b>	<b>17</b>	<b>17</b>	<b>16.6</b>	<b>16.6</b>	<b>16.6</b>
<b>DEVELOPMENT OFFICE</b>	<b>4</b>	<b>3</b>	<b>4</b>	<b>3.3</b>	<b>2.3</b>	<b>2.3</b>
<b>FINANCE OFFICE</b>	<b>8</b>	<b>8</b>	<b>8</b>	<b>8.0</b>	<b>8.0</b>	<b>8.0</b>
<b>Grand Total</b>	<b>441</b>	<b>440</b>	<b>430</b>	<b>363.2</b>	<b>362.18</b>	<b>355.3</b>



Changes to OPERATING Budget 2022 - 2023

	<u>2022 OAB</u>	<u>Changes</u>	<u>2023 OAB</u>	<u>% Change</u>
<b>General Fund</b>				
Public Services	7,200	(82)	7,118	-1%
Adult Services	144,573	(32,473)	112,100	-22%
Family and Children Services	189,563	(26,645)	162,918	-14%
Regional History and Genealogy	88,162	(21,356)	66,806	-24%
Creative Services	121,085	(26,193)	94,892	-22%
Knights of Columbus Hall	4,000	(3,000)	1,000	-75%
Young Adult Services	120,808	(10,760)	110,048	-9%
Adult Education	69,300	12,000	81,300	17%
Collection Management	761,500	(23,470)	738,030	-3%
Collection Management - Library Materials	4,979,319	130,257	5,109,576	3%
Equity, Diversity and Inclusion	46,000	(25,440)	20,560	-55%
<b>LIBRARY SERVICES SUMMARY</b>	<b>6,531,510</b>	<b>(27,162)</b>	<b>6,504,348</b>	<b>0%</b>
West Region - Administration	36,887	(14,088)	22,799	-38%
Penrose Library	11,750	3,230	14,980	27%
Cheyenne Mountain Library	17,800	(10,948)	6,852	-62%
Old Colorado City Library	5,000	(760)	4,240	-15%
Manitou Springs Library	9,000	(3,117)	5,883	-35%
Ute Pass Library	2,750	165	2,915	6%
Mobile Library Services	9,150	2,749	11,899	30%
<b>WEST REGION SUMMARY</b>	<b>92,337</b>	<b>(22,769)</b>	<b>69,568</b>	<b>-25%</b>
Southeast Region - Administration	30,100	(4,600)	25,500	-15%
East Library	30,000	(3,800)	26,200	-13%
Fountain Library	6,700	1,700	8,400	25%
Ruth Holley Library	8,000	(1,258)	6,742	-16%
Sand Creek Library	21,500	(10,000)	11,500	-47%
<b>SOUTHEAST REGION SUMMARY</b>	<b>96,300</b>	<b>(17,958)</b>	<b>78,342</b>	<b>-19%</b>
North Region Administration	33,000	(6,000)	27,000	-18%
Library 21c	25,000	1,700	26,700	7%
High Prairie Library	3,750	225	3,975	6%
Calhan Library	1,250	75	1,325	6%
Monument Library	4,000	1,000	5,000	25%
Palmer Lake Library	500	0	500	0%
Rockrimmon Library	3,750	225	3,975	6%
<b>NORTH REGION SUMMARY</b>	<b>71,250</b>	<b>(2,775)</b>	<b>68,475</b>	<b>-4%</b>
<b>LIBRARY SERVICE PROVIDERS SUMMARY</b>	<b>259,887</b>	<b>(43,502)</b>	<b>216,385</b>	<b>-17%</b>

Changes to OPERATING Budget 2022 - 2023				
	<u>2022 OAB</u>	<u>Changes</u>	<u>2023 OAB</u>	<u>% Change</u>
<b>PUBLIC SERVICES SUMMARY</b>	<b>6,791,397</b>	<b>(70,665)</b>	<b>6,720,732</b>	<b>-1%</b>
Administration	30,800	1,848	32,648	6%
Human Relations Office	219,422	149	219,571	0%
Finance Office ~	151,600	563,797	715,397	372%
Facilities	2,953,616	760,337	3,713,952	26%
Security	80,820	(9,445)	71,375	-12%
Communications Office	562,040	(98,826)	463,214	-18%
Information Technology Office	1,528,528	102,937	1,631,465	7%
Development Office	136,900	26,750	163,650	20%
Interdepartmental	801,000	(569,884)	231,116	-71%
<b>Support Services</b>	<b>6,464,725</b>	<b>777,663</b>	<b>7,242,388</b>	<b>12%</b>
<b>GENERAL FUND - Undesignated</b>	<b>13,256,122</b>	<b>706,998</b>	<b>13,963,120</b>	<b>5%</b>
Designated Funds	360,912	(41,535)	319,377	-12%
<b>Total Designated</b>	<b>360,912</b>	<b>(41,535)</b>	<b>319,377</b>	<b>-12%</b>
<b>TOTAL GENERAL FUND</b>	<b>13,617,034</b>	<b>665,463</b>	<b>14,282,497</b>	<b>5%</b>
<b>Self-Insurance Fund</b>				
Self-Insured Medical	220,000	70,000	290,000	32%
<b>SELF INSURANCE FUND</b>	<b>220,000</b>	<b>70,000</b>	<b>290,000</b>	<b>32%</b>
<b>TOTAL GENERAL FUND &amp; SELF INSURANCE OPERATING BUDGET</b>	<b>13,837,034</b>	<b>735,463</b>	<b>14,572,497</b>	<b>5%</b>
Operating Transfers to Other Funds ^	3,045,095	(3,045,095)	0	-100%
<b>TOTAL OPERATING BUDGET</b>	<b>16,882,129</b>	<b>(2,309,632)</b>	<b>14,572,497</b>	<b>-14%</b>

\* In the 2022 Budget, the Self-Insured Medical costs were included in the Interdepartmental budget in the General Fund. In the 2023 Budget, to provide greater transparency and for consistency with the Annual Comprehensive Financial Report, it is budgeted in the Self-Insurance Fund. For purposes of this budget comparison, the 2022 Medical costs budget has been moved down to the Self-Insurance Fund.

^ In the 2022 Budget, the Capital Projects were included in the 'Operating Transfers to Other Funds' budget in the General Fund. In the 2023 Budget, to provide greater transparency and to eliminate budget duplications, Property Tax Revenue is now being allocated directly to the Capital Fund for Capital Projects.

~ Reclassification of Bank and Treasurer Fees from Interdepartmental to the appropriate home department



Changes to CAPITAL Budget 2022 - 2023

	<u>2022 OAB</u>	<u>Changes</u>	<u>2023 OAB</u>	<u>% Change</u>
<b>General Fund</b>				
Designated Funds - Capital	15,000	20,798	35,798	139%
<b>Total Designated</b>	<b>15,000</b>	<b>20,798</b>	<b>35,798</b>	<b>139%</b>
<b>TOTAL GENERAL FUND</b>	<b>15,000</b>	<b>20,798</b>	<b>35,798</b>	<b>139%</b>
<b>Capital Fund</b>				
Capital Reserve- Creative Services	1,500	57,700	59,200	3847%
Capital Reserve- IT	1,056,350	248,385	1,304,735	24%
Capital Reserve- Facilities	754,500	(396,400)	358,100	-53%
Communication Projects	25,395	14,855	40,250	58%
East Renovation	117,000	351,000	468,000	300%
Library 21C Capital Facility	194,500	(131,500)	63,000	-68%
Penrose Capital Projects -Facilities	1,191,200	(1,078,500)	112,700	-91%
<b>DELAY OF CAPITAL PROJECTS</b>	<b>-</b>	<b>(1,405,985)</b>	<b>(1,405,985)</b>	<b>-100%</b>
<b>CAPITAL FUND</b>	<b>3,340,445</b>	<b>(2,340,445)</b>	<b>1,000,000</b>	<b>-70%</b>
<b>TOTAL CAPITAL BUDGET</b>	<b>3,355,445</b>	<b>(2,319,647)</b>	<b>1,035,798</b>	<b>-69%</b>



**CAPITAL PROJECTS DETAIL**

	<u>2022 OAB</u>	<u>2023 OAB</u>	<u>\$ Variance</u>	<u>% Variance</u>
<b>Capital Reserve- Creative Services</b>				
Equipment Initiatives		0		
Equipment Replacement	1,500			
	<b>\$1,500</b>	<b>\$0</b>	<b>(\$1,500)</b>	<b>-100%</b>
<b>Capital Reserve- IT</b>				
2018 Archival Management System		37,200		
21 AV Equipment Standardization		0		
21 Computer Refresh Staff		0		
Additional Drops	7,000			
Audio/Visual Equip Standard	100,000			
Awe Literacy Stations	55,000	0		
Barcode Scanners	12,500			
Body Camera	6,000			
Cabling Infrastructure	25,000			
Cabling Pe Adm & Staff	50,000			
Cm It Scanpro	11,000			
Contingency It	25,000			
Copiers	5,000			
Crs - Laptops	2,500			
Fcs Lena Early Education	17,800			
Hi Mfd	1,500			
HR Compensation Determination Tool		0		
Hr Digital Signage	5,000			
Hr Performance Manag Tool	11,750			
Hytterra Poc Radio System	45,000			
ILS Migration		0		
ILS Peripherals		0		
Kch Business Center	6,000			
Kch Business Centr Av	6,000			
Kch Laptop	2,500			
Mls Laptop For Astrovan	1,400			
Network Switches/ UPS (E-rate)		429,382		
Capital Projects Detail Continued:				
Receipt Printers	12,500			
Remote Access Terminals	60,000			
Report Servers	10,000			
Ru Av Replacment	7,400			
Sa Audio/Visual Equip	12,000			
Sa Av Conference Rm	1,600			



**CAPITAL PROJECTS DETAIL**

	<u>2022 OAB</u>	<u>2023 OAB</u>	<u>\$ Variance</u>	<u>% Variance</u>
Sa Makerspace Video Display	1,600			
Se Laptops	3,600			
Security 21C Camera St Monitor	600			
Security Computers	3,000			
Security Exterior Device Charg	30,000			
Security Interior Div Charg	11,300			
Security Monitors 16 Locations	10,000			
Security Oncall Tablet	1,400			
Staff Increase It Support	2,400			
Telecommunications Switches	270,000	0		
Ups Rotation	14,000			
Wireless System (E-rate)	200,000	200,000		
Zebra Printer	9,000			
	<b>\$1,056,350</b>	<b>\$666,582</b>	<b>(\$389,768)</b>	<b>-37%</b>

**Capital Reserve- Facilities**

Bookmobile	324,000			
Contingency 2022	50,000			
Vehicles Replacement	45,000			
Fo 5 Rtu'S Replacement	35,000			
Hvac Controller	30,000			
Furniture Contingency 2022	25,000	4,668		
Dw Asphalt Reapirs & Maintenan	20,000			
Mo Network Closet Rework	20,000			
Roof Inspection	20,000			
Ch Painting Allowance	18,000			
Dw Concrete Replacement	15,000			
Fo Remodel Staff Room	15,000			
Capital Projects Detail Continued:				
Pa Install Central Air Condit	15,000			
Ca After Hours Lockers	11,000			
Fo Collaborarive Work Space	11,000			
Ol Painting Allowance	10,000			
Pa Enginnering For A/C & Reno	10,000			
Pa Replace Service Desk	10,000			
Recycling Retainers	10,000			
Pa Carpet Replacement	8,500			
Ch Reading & Study Room Chair	7,500			
Fo Desk Replace - Adj Height	7,500			



**CAPITAL PROJECTS DETAIL**

	<u>2022 OAB</u>	<u>2023 OAB</u>	<u>\$ Variance</u>	<u>% Variance</u>
Sa Staff Chairs	7,500			
Ol Custom Table Top Screen	6,000			
Fo Water Fountain Replacement	5,000			
Ho Memorial For Ruth Holley	5,000			
Ol Window Cornices	3,000			
Pa Painting Allowance	3,000			
Ho Furniture Repl Childr&Teen	2,000			
Ol Lighting Upgrade	1,500			
Ro Public Restroom Improvem	1,500			
Sa Restroom Refresh	1,500			
Pa Lighting Upgrade	1,000			
Buildings		58,000		
Equipment		61,000		
Improvements other than Buildings		40,000		
	<b>\$754,500</b>	<b>\$163,668</b>	<b>(\$590,832)</b>	<b>-78%</b>
<b><u>Communication Projects</u></b>				
Branded Canopies	1,500			
Ch Signage	4,395			
Contingency		5,000		
Ea Photo Exhibit	5,000			
FO SIGNAGE		7,500		
HI SIGNAGE		5,000		
Capital Projects Detail Continued:				
KCH, Crs, Facilities		6,000		
LI Signage		9,500		
Pe Community Mural	5,000			
Rhg & East Signage	2,000			
RHG Signage		2,250		
RU Signage		5,000		
Sa Signage	7,500			
	<b>\$25,395</b>	<b>\$40,250</b>	<b>\$14,855</b>	<b>58%</b>
<b><u>East Renovation</u></b>				
2018 Contingency		25,000		
Buildings		0		
Contingency 2022	25,000			
Dock Concrete Repair/Replace	22,000			
Equipment		0		

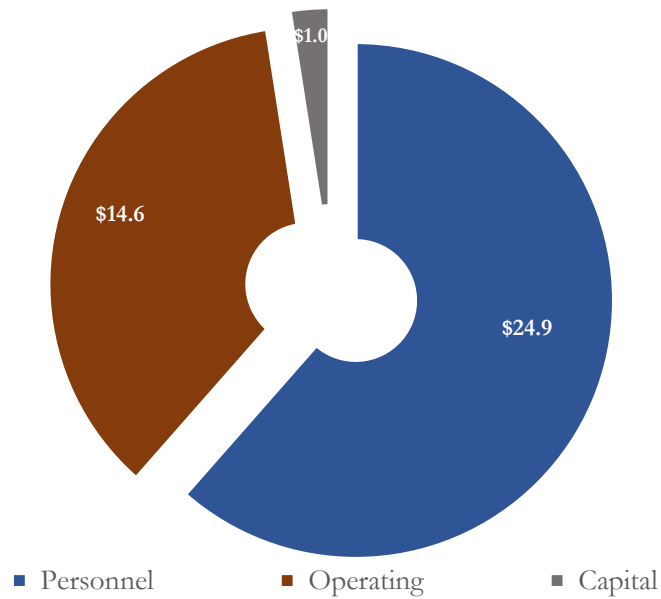




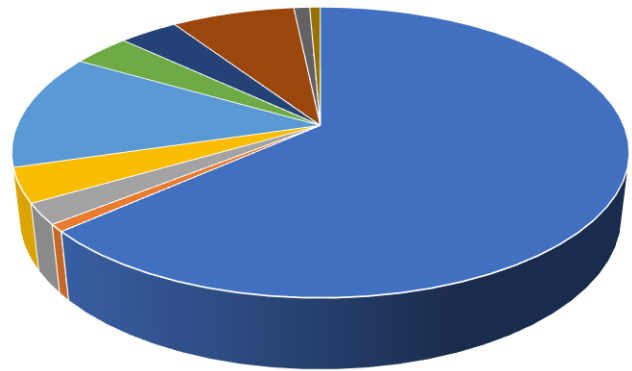
**CAPITAL PROJECTS DETAIL**

	<u>2022 OAB</u>	<u>2023 OAB</u>	<u>\$ Variance</u>	<u>% Variance</u>
<b>Improvements other than Buildings</b>		20,000		
Land Improvement	5,000			
Parking Lot Consultant	30,000			
Security Operations Center	35,000	0		
	<b>\$117,000</b>	<b>\$45,000</b>	<b>(\$72,000)</b>	<b>-62%</b>
<b><u>Library 21C Capital Facility</u></b>				
2022 Contingency	25,000			
Auto Openers Ada For Maker	14,000			
<b>Buildings</b>		16,500		
Cm Meeting Room	12,500			
Covert Tuff To Native Grass	75,000			
Elevator Lighting	12,000			
Elevator Starter	5,000			
Fire Mag-Lock Ada Studio	6,000			
Improvements other than Buildings		23,000		
Initial Irrigation Repairs/Upg	25,000			
Capital Projects Detail Continued:				
Seal Coat And Resptipe	20,000			
	<b>\$194,500</b>	<b>\$39,500</b>	<b>(\$155,000)</b>	<b>-80%</b>
<b><u>Penrose Capital Projects -Facilities</u></b>				
Add A/C To Network Closet	15,000			
Add Teen Center - Consultant	10,000			
Adult Area Tables	5,000			
Ajustable Height Tables	8,700			
<b>Buildings</b>		45,000		
Contingency 2022	25,000			
Enclose Lower Classroom	15,000			
<b>Equipment</b>		0		
Furniture For Children's Area	7,800			
Mezzanine Redesign	10,000			
Painting Allowance	75,000			
Personal Belongs Lockers	18,000			
Replace Door Openers	10,000			
Replace Rooftop Unit	23,500			
Roof Replacement	950,000			
Service Point Chairs	3,200			
Tables & Chairs - Adults	15,000			
	<b>\$1,191,200</b>	<b>\$45,000</b>	<b>(\$1,146,200)</b>	<b>-96%</b>
<b>TOTAL CAPITAL</b>	<b>\$3,340,445</b>	<b>\$1,000,000</b>	<b>(\$2,340,445)</b>	<b>-70%</b>

Expense by Major Category (in Millions)



2023 EXPENSE BUDGET BY DEPT



- Public Services ~64%
- Administration ~1%
- Human Relations Office ~2%
- Finance Office ~4%
- Facilities ~13%
- Security & Safety ~4%
- Communications Office ~4%
- Information Technology Office ~8%
- Development Office ~1%
- Interdepartmental ~1%

RESOLUTION TO ADOPT AND APPROPRIATE THE 2023 BUDGET (1 & 2)

A resolution summarizing expenditures and revenue for each fund, adopting a budget, and appropriating funds as outlined below for the Pikes Peak Library District, Colorado Springs, Colorado, for the calendar year beginning on the first day of January 2023 and ending on the last day of December 2023.

WHEREAS, pursuant to Colorado Local Government Budget Law, the Board of Trustees of the Pikes Peak Library District must adopt the annual budget for 2023 by December 15, 2022; and

WHEREAS, the 2023 Original Adopted Budget must recognize revenues and have available fund balance sufficient to cover the appropriated expenditures set forth in the annual budget; and

WHEREAS, a Preliminary Balanced Budget for 2023 was submitted by the Chief Financial Officer to the Board of Trustees on October 7, 2022, as required by Colorado Local Government Budget Law; and

WHEREAS, pursuant to the notice published in accordance with Colorado Local Government Budget Law, the proposed 2023 budget has been open for inspection by the public since October 7, 2022; and

WHEREAS, public hearings were held by the Board of Trustees on October 7, 2022 and November 16, 2022 in order to provide interested citizens an opportunity to file or register any comments or objections, and to review evidence and hear testimony as presented to the Board on the proposed 2023 budget; and

WHEREAS, up to and including this date, said proposed budget has been open for inspection by the public and interested citizens to be given an opportunity to file or register any objections to said proposed budget pursuant to Colorado Local Government Budget Law; and

WHEREAS, Attachment A outlines the revenue, expenditures and fund balance details of the 2023 budget; and

WHEREAS, all expenditure changes made to the Preliminary Balanced Budget to revenue and available fund balances are incorporated in the Original Adopted Budget, as required by Colorado Local Government Budget Law; and


NOW, THEREFORE, BE IT RESOLVED BY THE PIKES PEAK LIBRARY DISTRICT BOARD OF TRUSTEES;

Section 1. That the budget as submitted, amended and summarized in Attachment A, hereby is approved and adopted as the budget of the Pikes Peak Library District for the year 2023. The following sums are hereby appropriated from the revenues and available fund balances of each fund, to each fund, for the stated purpose:

General Fund	\$ 35,667,371
Capital Fund	\$ 1,000,000
Self-Insurance Fund	<u>\$ 3,588,098</u>
Total	\$ 40,255,469

Section 2. That the budget hereby approved and adopted shall be signed by the Interim Chief Librarian/Chief Executive officer, filed with the Colorado Department of Local Affairs, Division of Local Government, and made a part of the public records of the Pikes Peak Library District.

ADOPTED, this 7<sup>th</sup> day of December 2022.



Dr. Ned C. Stoll, President