

Gardening

Start a Garden

Now is the time to start planting seeds for your new garden. The Farmer's Almanac Planting Dates Calendar (almanac.com/gardening/planting-dates) can help you figure out the best time to plant each type of seed.

To start your seeds indoors you will need: Potting Soil • Seeds

• Paper Egg Carton • Scissors • Plastic Wrap

What to do:

Cut the top off your egg carton and save for later. Poke a small hole in the bottom of each cell for drainage. Line the egg carton lid with plastic wrap for use as a drainage tray. Fill the cells halfway with potting soil. Place two or three seeds in each cell and cover with soil. Water your seeds and place in a warm area. Once sprouted, keep only the tallest seedling in each cell. Cut apart the cells and transfer into a larger pot or outside.

Web Picks

Resources Available on Gardening/Growing

PPLD has many resources to help families learn about gardening. On the **KidsWeb**, you can find numerous articles at **World Book Online (PPLD Home Page, KidsWeb, Grown-ups, World Book Info Finder)** enter "gardening" in the search box). In addition, the **Science Reference Center** (also on the **Grown-ups** page) gives you information about many gardening topics.

Introduction to Gardening and Landscaping 101 are **FREE** online classes available through PPLD's "Universal Class" link found on the **PPLD Home Page • By Subject • Education/Academics • Universal Class** (last entry on the page).

Several magazines can be placed on hold and checked out (current issues are not available for holds/checkout). Selected magazines may only be available at a few library locations. Some of the titles include **Colorado Gardener, Gardens West, Heirloom Gardener, OG (Organic Gardening)**, and **Zone 4**.

A variety of books can be found in the adult and juvenile nonfiction sections of most library locations filed under the Dewey Decimal call numbers **635** through **635.99999**.

Cultivate Reading in Teens

Fiction

Green Angel by Alice Hoffman
HOFF

Notes from the Dog by Gary Paulsen
PAUL

The People of Sparks by Jeanne DuPrau
DUPR

Squashed by Joan Bauer
BAUE

Non-Fiction

712.6 H645G
Grounds for Improvement: 40 Great Landscaping and Gardening Projects
by Dean Hill

635. C899H
How to Grow Perennial Vegetables
by Martin Crawford

978.8031 M817L
Little Britches: Father and I Were Ranchers
by Ralph Moody

635.0484 M379R
Rodale's Basic Organic Gardening
by Deborah L. Martin

Rock Garden Markers

Materials:

Smooth rocks at least 3" long suitable for painting (River rocks are a good choice)

Outdoor paints and **small paintbrushes**

Newspaper • Containers for paint • **Seed catalogs** for pictures

Activity:

Place newspaper on a firm table or floor. Provide rocks, paint, and paintbrushes for the children. Let the children choose several pictures from the seed catalogs of produce they will be planting in their outdoor gardens. Children may paint a picture of the plant and the name of the plant on their rocks. Let the rocks dry and spray with outdoor lacquer if desired. In the spring when children are planting their gardens outdoors, let them place their rocks on the dirt to identify the seedlings in that area.

Growing Books for Growing Kids

J-Easy (picture books)

The Magical Snow Garden by Tracey Corderoy **CORD**

Community Soup by Alma Fullerton **FULL**

Little Seeds by Chaites Ghigna **GHIG**

Flora's Surprise by Debi Giori **GLIO**

J-Fiction (chapter books)

The Night Gardener by Johathan Auxter **AUXI**

The Garden Monster by Patricia Reilly Giff **GIFF**

The Garden of Eve by K. L. Going **GOIN**

Tilly's Moonlight Garden by Julia Green **GREE**

J-Nonfiction

635. C678B

Gardening Projects for Kids: 101 Ways to Get Kids

Outsiding, Dirty, and Having Fun by Whitney Cohen

635. M131K

Kids in the Wild Garden by Elizabeth McCorquodale

635.04 Z85S

Secrets of the Garden: Food Chains and the Food Web

in Our Backyard by Kathleen Weidner Zoehfeld

712.09753 G716F

First Garden: the White House Garden and How it

Grew by Robbin Gourley

To contact PPLD's Homeschool Committee, please email gsohns@ppld.org.

Wendy spent her early adult years serving in the Peace Corps, teaching in a 2nd grade classroom, and developing curriculum. She has a passion to teach her own children using real life experiences and also uses iPad apps to enhance the children's Science and Social Studies lessons. Her favorite are Peterson's Inventions that cost only \$1.99 each!

Wendy shares that with these apps, the children ... "have to use pulleys, levers, and gears to make a machine work. It's developmentally appropriate for younger kids and super fun. In Simple Rockets, you build a rocket and learn to fly it. In Simple Physics, you use basic trial and error to complete a project on a budget. Geography is a fun topic to practice



Featured Family:

The Geislars live on several acres in the Colorado Springs west side community. They share their days with chickens, bees, and two turkeys. Paul, Wendy, and sons also garden and planted a new orchard last year. Each year the entire family works together to plan, plant, care for, and harvest the garden. The Geisler's recommend attending Pikes Peak Urban Gardening programs for a successful Rocky Mountain garden!

continued on page 3

Dig Into Gardening!

There are over a thousand different titles on **gardening** to be found in the Pikes Peak Library District catalog. All are free to use with your library card. Check the digital book listing, as there are more than 200 digital (download the book at home) titles available. Use the limiter column on the left hand side of the screen; scroll down to "Electronic Format," and click the boxes that are of interest.

If you are new to town, count on learning to garden all over again. The last frost date in the spring is roughly May 13 - 18; the first frost date in the fall is around September 26. That leaves a 134-day growing season. This does not account for hail, cold wet days, and broiling hot and dry conditions – each has less than optimal effects on whatever you are trying to grow. Look for plants that mature quickly (under 60 days), have smaller fruit, and that may include varieties that you are not familiar with.

Can't wait for warm weather? Sprout some radish seeds between moist paper towels. Watch how they change and grow each day. Sprout other seeds, like corn and lettuce, then compare and contrast. Which is bigger? Which grows faster? Why?

In your own yard, look for a sunny spot. If you are growing vegetables, you need at least eight hours of sunshine each day. Big containers on the patio or driveway, with the right amount of care – and lots of water, can be perfect garden locations.

The **Colorado State University Extension** website and office (ext.colostate.edu/menu_garden.html) are excellent sources of information. There are hundreds of Colorado

State Extension fact sheets available, and all can be printed from home. Do look for the "print fact sheet" icon, to get a good copy. Do read fact sheet no. 7.220 – "Colorado Gardening: Challenge to Newcomers." (ext.colostate.edu/pubs/garden/07220.html)

PlantTalk Colorado is a service of the Colorado State Extension, and offers plant advice in both printed and spoken script forms. Your older, auditory learners will love to listen, and you can print the information for the visual family members.


Plantselect.org selects plants that are adapted for the Colorado growing conditions. While these are ornamental plants, it is worth including them in any landscaping plans.

Keep a simple family gardening journal – invite your family to write and draw about what they observe in the garden. Include new flower buds, insects, and butterflies – add some photographs and you will have completed a wonderful book that everyone can read and remember your summer gardening adventures.

new
The BookShelf
great new books for homeschoolers

New books are treasures, waiting to be discovered. Enjoy!

Little Melba and Her Big Trombone




by Katheryn Russell-Brown (2014)
This is a picture book biography about Melba Doretta Liston (1926 - 1999), who picked the trombone as her instrument when she was a little girl of seven. When she was eight, she was playing solos on the radio. Melba went on to compose, arrange and perform music with jazz bands, despite adversities.
Ages 6 - 12

The Streak: How Joe DiMaggio Became America's Hero


by Barb Rosenstock (2014)

The summer of 1941 – war is spreading through Europe. Joe DiMaggio is about to begin a summer like no other. This picture book biography is all about his streak of 56 games straight with hits, a record that has never been beaten. Great information at the end of the book.
Ages 6 - 12



When and Why Did the Horse Fly? Knowing and Using Question Words

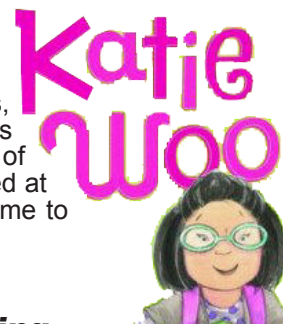
by Cari Meister (2014)
Lighthearted series covering sentence types, shades of meaning, punctuation, and question words. Each book is mostly a story, using the concepts that are explained on the last page of the book.
Ages 6 - 10



Others in the series:
Frog. Frog? Frog! by Loewen
Whatever Says Mark by Collins
Monsters Can Mosey by Olson

Katie Woo: Star Writer series

by Fran Manushkin (2014)
More story, more reading for young readers, and more instruction – the six books in this series are more focused on different types of writing. The books are pleasant, clearly aimed at girls, and three weeks should be plenty of time to devote to each book/topic.
Ages 6 - 10



Preserving America series
by Nate Frisch (2014)

The six new books cover National Parks: Death Valley, Everglades, Grand Canyon, Great Smoky Mountains, Yellowstone, and Yosemite. Books are not long at 46 pages of reading material, yet contain varied and interesting information.
Ages 9 - 12

Little-Known Secrets

Practice or Learn a New Language!

So, your child is learning a foreign language, but you'd really like to find a fun way to give him or her more practice. Well, we can help you! The Children's Department in all PPLD locations has picture books and chapter books in many different languages, including Spanish, German, French, Italian, Korean, Latin, Portuguese, Polish, Russian, Chinese, and Irish. We have large collections of Spanish and Korean books, and somewhat smaller ones of the other languages. It often depends on what is available for purchase in each specific language. Our Spanish collection is by far the largest and also includes board books, kits (book and CD in a bag), DVDs, CD books, and magazines. We have one Spanish language magazine (Iguana) and three others in their Spanish versions (*Babybug en español*, *Ladybug en español*, and *Ask en español*). Check with your local library to see which ones it carries. Remember, you can always put magazines on hold if your library doesn't have the one you want.

For beginning foreign language learners, we have picture dictionaries in several languages, as well as the "My First Book of (insert language) Words" series. This series has word books in 10 different languages and they include the pronunciation of each word — a huge help if you are just learning that language! We also have *Sing and Learn* JCDBooks, and *Little Pim* DVDs. All of these resources can be found in the 400s area of their respective shelf locations.

You say you'd like to learn a language too? PPLD has recently acquired the Rosetta Stone database making it very easy for adults to learn a new language on their computer or mobile device! The mobile app is available for both iOS and Android devices. Rosetta Stone offers Level 1 courses in 30 different languages.



Featured Family: the Geisler family
continued from cover...



Graham (7), Paul, Wendy, and Wynn (5)

on the iPads. My boys love playing Stack the States, Stack the Countries, and Oregon Trail." The Geisler's spend their homeschool weeks with three days at home, one day at District 20 Homeschool Academy, and one extra day at High Country Enrichment Classes or "field trips." This spring they will be expanding field trips to various Denver museums and then create home projects from the information the boys learned and experienced!

While Graham started at a local elementary school his first year in school, the Geisler's find more time for actual learning, extra activities like swimming, music, and bowling, and just family time now that they are a full-time homeschool family.

Stay tuned to the fall 2015 Homeschool Connections edition as we continue our conversation with Wendy Geisler!



Geisler's garden

Homeschool Events

8th Annual Homeschool Art Show!



Homeschooled students of all ages can submit one drawing, painting, photo, sculpture, etc. to the Children's Department at East Library, March 23 - 29, 2015. All artwork will be on display during the entire month of April and we'll end with a reception for friends and family. Contact Gail at gsohns@ppld.org for more information.

Homeschool Science Lab

Use PPLD's science equipment for parent-assigned experiments and/or participate in our volunteer's special lab. All ages are welcome and parents must stay with their students. Contact Tori at vsparrow@ppld.org for more information or visit ppld.org/homeschool-hub.



3rd Friday of each month 1 - 3 p.m. East Library

Homeschool Programs

Participate in a different family learning experience every time.

Fountain Library

Contact Jessica at jfreeland@ppld.org for more information.

2nd Wednesday of each month 2 - 3 p.m.



High Prairie Library

Contact Megan at msteinhauser@ppld.org for more information, or call (719) 260-3650 to register.

3rd Wednesday of each month 11:30 a.m. - 1 p.m.

Monument Library

Contact Sandy at syates@ppld.org for more information.

4th Monday of each month 1 - 2:30 p.m.



Rockrimmon Library

Contact Karen at kklein@ppld.org for more information, or call (719) 593-8000 to register.

2nd Thursday of every other month 1 - 2:30 p.m.

Other Events & Programs