

MUSIC

Kids Books ♦ Music

Musicians Rock: Picture Book Biographies
J-Biography

Ketzel, the Cat Who Composed
by Lesléa Newman 636.80924 KETZ

Lives of the Musicians: Good Times, Bad Times (and What the Neighbors Thought)
by Kathleen 760.922 K94L

Just a Lucky So and So: The Story of Louis Armstrong
by Lesa Cline-Ransome 781.65092 ARMS

Listen: How Peter Seeger Got America Singing
by Leda Schubert 782.421621 SEEG

Frankie Liked to Sing
by John Seven 782.42164

Hello, I'm Johnny Cash
by G. Neri 782.421642 C38NE

Skit-scat Raggedy Cat: Ella Fitzgerald
by Roxane Orgill 782.42165 F553O

Elvis: The Story of the Rock and Roll King
by Bonnie Christensen 782.42166 ELVI

Trombone Shorty
by Troy Andrews 788.93165 ANDR

Little Melba and Her Big Trombone
by Kathryn Russell-Brown 788.93165 L773R

J-Nonfiction

Swing Sisters: The Story of the International Sweethearts of Rhythm
by Karen Deans 781.65082 DEAN


Jazz Day: The Making of a Famous Photograph
by Roxane Orgill 811.6 ORGI

J-Easy

Drum Dream Girl: How One Girl's Courage Changed Music
by Margarita Engle

Teens: Melodic Tube Drums

To build this five-note set of tube drums, you'll need a few basic supplies: 10" of 2" diameter ABS pipe, baby wipe container, glue and duct tape. You can find free instructions for this instrument at philtulga.com/MelodicTubeDrums.html. This site even provides the instructions to the first line or two to several basic songs to get you started, and for a small fee, also offers the more adventurous musician a download for a larger tube drum set and lots more songs!



French Horn

two plastic funnels, larger and smaller length of flexible, corrugated plastic pipe (1/2 to 1" dia.) 55" long zip ties or pipe cleaners duct tape

Cut about 1" off the tip of the large funnel. Push the cut end of the funnel into the pipe, securing the connection with some duct tape. With the funnel end pointing up, loop the pipe around twice, leaving enough pipe unwound to have the mouthpiece end also pointing up. Secure the looped pipe with zip ties, duct tape, or pipe cleaners. To make the mouthpiece, cut the end off of the smaller funnel, inserting the cut side into the open end of the pipe. Secure with duct tape. Now put your lips on the mouthpiece and buzz them together. The length of the hose will determine how high or low your instrument sounds.

DIY Spin Drum


. small slim dowel (Dollar Store)
. cardboard, circle template, and scissors
. colored paper, glue, and markers
. string, two pony beads, sharpened pencil

First, trace a mug-top sized circle on a piece of cardboard and cut it out. Using the pencil, poke a hole on opposite sides of the circle, 1/2" from the edges. Thread a loop string through each hole, creating a slip-knot at the circle's edge. Tie a bead to each string. Insert the dowel into the corrugation in the cardboard circle, but not all the way through. Cut two paper circles and glue to each side of the cardboard circle; let dry. Draw a picture or design on each side of the "drum." Now spin the dowel back and forth to make some musical noise!

Resources: Classicforkids.com

Music is an integral part of today's world. While there are a variety of types of music, studies imply that classical music benefits children by boosting self-confidence, improving listening and social skills, and helping with problem solving. **Classicforkids.com** offers children a wonderful introduction to classical music. Through it, they can learn about composers and types of music, musical careers, and musical eras. They can begin to compose their own music and match rhythms. They can learn note names and orchestral instruments. They can visit the composer timeline and map to learn more about composers throughout history and where they lived. Every week a show features a composer and has an accompanying activity sheet. Check out classicforkids.com and learn more about music history, challenge your brain, and have some musical fun!

Tell us what you think! We welcome topical ideas to enhance your educational endeavors. Contact: jfleishhacker@ppld.org.



HOMESCHOOL CONNECTIONS

An Educational Resource Tool Summer 2018

LOCATION KEY

- EA East Library**
(719) 531-6333
5550 N. Union Blvd.
- PE Penrose Library**
(719) 531-6333
20 N. Cascade Ave.
- LI Library 21c**
(719) 884-9800
1175 Chapel Hills Dr.
- CH Cheyenne Mountain Library**
(719) 633-6278
1785 S. 8th St.
- CyberShelf**
cybershelf.ppld.org
Open 24 hours a day,
7 days a week
- FO Fountain Library**
(719) 382-5347
230 S. Main St.
Fountain
- HI High Prairie Library**
(719) 260-3650
7035 Old Meridian Rd.
Falcon
- MA Manitou Springs Library**
(719) 685-5206
701 Manitou Ave.
Manitou Springs
- MO Monument Library**
(719) 488-2370
1706 Lake Woodmoor Dr.
Monument
- OL Old Colorado City Library**
(719) 634-1698
2418 W. Pikes Peak Ave.
- PA Palmer Lake Library**
(719) 481-2587
66 Lower Glenway St.
Palmer Lake
- RO Rockrimmon Library**
(719) 593-8000
832 Village Center Dr.
- HO Ruth Holley Library**
(719) 597-5377
685 N. Murray Blvd.
- SA Sand Creek Library**
(719) 597-7070
1821 S. Academy Blvd.
- UT Ute Pass Library**
(719) 684-9342
8010 Severy Rd., Cascade

Music

is essential for human development and one of the most natural activities in the human experience. Singing, playing instruments, and listening to a variety of music are all critical to a healthy, stress-reduced environment that also would be terribly missed if they did not exist.

From a growth and development point of view, infants thrive in an environment rich with pleasant and familiar sounds that include adult singing. Moreover, music naturally supports and encourages learning and enjoyment in all areas of education and daily life. Moreover, one of the great benefits of a music rich environment is that sounds, singing, and music encourage movement that provides oxygen for healthy bodies and brains. Encouraging active, uninhibited movement as a natural reaction to making and listening to music is one way adults can foster not only physical and mental growth in children but also a lifelong love for music.

Children should have many opportunities to listen, create, and enjoy music each day. Research shows that singing slows down words and makes the words more understandable and memorable for growing children. Further, group and family music making helps children create bonds socially and be more comfortable in expressing their boundaries.

In addition, music supports and encourages learning in math, language arts, science, art, and all other subjects by showing patterns, using different sounds, repeating phrases, and utilizing rhythms. Music may be used to teach history, geography, and math concepts that otherwise are difficult to remember by just using a flash-card approach.

Finally, music for pure enjoyment, the development of empathy, and use of imagination are considered fringe benefits, but create the whole person and an overall positive human experience. Pikes Peak Library District has many resources for educators and parents including thousands of music CDs. Parents may expand their knowledge and provide wonderful daily music opportunities for their families by listening to the local radio station KCME and checking out several resources in the PPLD collection. Here are a few to get families started:

Exploring the Science of Sounds: 100 Musical Activities for Young Children (Parenting 534.074 CONN)

Shake, Rattle, and Roll: Rhythm Instruments and More for Active Learning (Parenting 372.87 CONN) both by Abigail Flesch Connors, MEd

Using Movement to Teach Academics
by Sandra Minton (Nonfiction 372.868 M667U)

Wiggle, Giggle, and Shake: 200 Ways to Move and Learn
by Rae Pica (Nonfiction 372.86 PICA)

Great Games for Young Children
by Rae Pica (Nonfiction 793.01922 PICA)

Jump into Literacy: Active Learning for Preschool Children
by Rae Pica (Nonfiction 372.6 PICA)


Early Elementary Children Moving and Learning
by Rae Pica (Nonfiction 372.868 PICA)

All Together Singing in the Kitchen: Creative Ways to Make and Listen to Music as a Family
by Nerissa Nields and Katryna Nields.

To contact PPLD's Homeschool Committee, please email jfleishhacker@ppld.org

new
The BookShelf

Great new books for homeschool families



The Man Who Loved Libraries: The Story of Andrew Carnegie
by Andrew Larsen (2017)


This is an easy to read aloud picture book biography that tells about Andrew Carnegie's early life, and his love of learning and reading. Books were expensive; someone kindly allowed Carnegie to borrow from his personal library. Andrew Carnegie went on to build over 2,500 public libraries.

Ages 4 - 10 History, biography (1835 - 1919)

Ada Lovelace: Poet of Science – The First Computer Programmer
by Diane Stanley (2016)

Much longer, but still kid friendly, this story tells about the time Ada lived, how her curiosity and hard work led her into doing things that were just not done by women. Very few men understood the way the Babbage computer worked, either.

Ages 6 - 12 History, biography (1815-1852)



Fancy Party Gowns: The Story of Fashion Designer Ann Cole Lowe
by Deborah Blumenthal (2017)



Ann Lowe was determined. She worked hard. She persevered, even when disasters occurred. And her beautiful creations can be found on Google images.

Ages 4 - 10 History, biography (1898 - 1981)

Muddy: The Story of Blues Legend Muddy Waters
by Michael Mahin (2017)

When the Beatles came to the USA the first time, and were asked who they most wanted to meet, Muddy Waters and Bo Diddley were the two people they named. Muddy persevered, used his gift, and followed his muse despite all those who told him he couldn't. His major regret: he never went to school, and never learned to read or write.

Ages 6 - 12 History, biography (1915 - 1983)



Noah Webster's Fighting Words
by Tracy Nelson Maurer (2017)

This is a fun biography to read. Intriguing illustrations and asides from "Noah Webster," editor easily add a lot of information. His spelling book was a huge bestseller.

Ages 6 - 12 History, biography (1758 - 1843)

Pikes Peak Library District

Little-Known Secrets

Children's Music Available On FREEGAL

Did you know that there is a great selection of Children's Music available on FREEGAL? Just think, if you use all five of your weekly downloads, at the end of a year, you could have a digital children's music library of 260 songs!

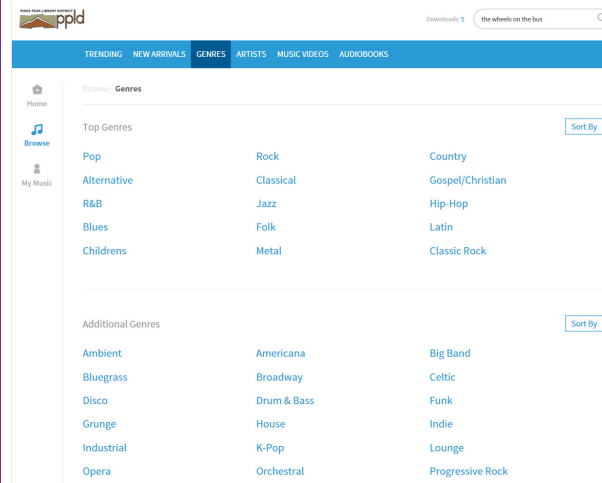
Here's How:

Go To:

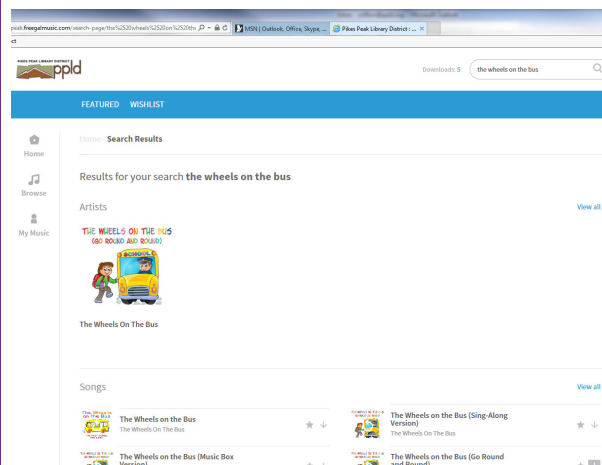
1. ppld.org
2. **CyberShelf**
3. **FREEGAL**
4. **Login** – Use Library Card and Pin #

From here, you have a couple of choices; go to **Genres** and scroll down to **Children's Music**, or search for a specific song/artist/album.

How about a search for *The Wheels on the Bus*?



Because it defaults to **All Music** (in blue box), this leaves us with too many options. Select **songs** and then the genres will show on the left side.



Select **Children's Music** to narrow the choices, now click on the **circular arrow** to listen to a sample of the song, or click on the **title**, to download.

Happy searching, and don't forget to hum a happy tune today!



Summer Adventure for Ages 0 - 18

An amazing lineup of events and the chance to earn prizes through reading and activities! Register and enroll for Summer Adventure at your favorite location OR online at ppld.beanstack.org. Then pick up your game card and begin your adventure!

Summer Fun events replaces our regular Storytime programs. Your younger children can still enjoy **Baby Time** (birth to 12 months) and **Toddler Time** (ages 12 - 36 months), which continue throughout the summer.

All **Old Colorado City Library (OL)** Summer Fun programs will be held at the **Westside Community Center (WCC)** at 1628 W. Bijou St.

Interpretation for the deaf is available upon request. Call 531-6333, x2405.

Homeschool Events

Free! Curriculum Give & Take
Thu., June 28 • 1:30 - 2:30 p.m. • EA

Revitalize your family's learning resources or start your homeschool library at our annual **Curriculum Give & Take!** You can bring gently used curriculum items, educational games, books, etc. to give away to this event and/or discover resources that other families are ready to part with. **No money will be exchanged.**

Contact Joy at jfleishhacker@ppld.org or (719) 531-6333, x1407 if you plan on bringing items to give away so that we can have a table ready for you. Or just drop in during the hour to see what treasures you can find.

Homeschool Resource Fair
Fri., Aug. 17 • 10 a.m. - 1 p.m. • LI

Come visit with local organizations offering educational and extracurricular opportunities and learn about how they can help you educate your children.

Exhibitors will include

- ♦ enrichment programs
- ♦ scouting
- ♦ arts and music offerings
- ♦ sports programs
- ♦ field trip destinations
- ♦ support groups
- ♦ and more

Hope to see you there!

Homeschool Game Day

Fri., Aug. 24 • 11 a.m. - 12:30 p.m. • EA
(George Fellows Park, behind EA)

Come and play together with other homeschool families at our Game Day. We'll provide balls, jump ropes, chalk, bubbles, and ideas for some fun games, but you are welcome to bring your own games as well. All ages are welcome, and teen volunteers are needed to help direct the play. In case of bad weather, the event will be cancelled. Contact Joy at jfleishhacker@ppld.org or (719) 531-6333, x1407 with any questions. Come and have some fun!



Come and celebrate a summer of reading at our free Summer Adventure Parties! There will be face painting, fun activities, obstacle courses, mascots, crafts, and much, much more! Happy Reading!

John Metcalf Park in Fountain!
Fri., July 13 • 10 a.m. - noon
John Metcalf Park, 704 E Ohio Ave., Fountain

Palmer Lake Library!
Fri., July 20 • 10 a.m. - noon
Palmer Lake Village Green
66 Lower Glenway St., Palmer Lake

East Library!
Fri., July 27 • 10 a.m. - noon
George Fellows Park behind East Library
5550 N. Union Blvd., Colorado Springs

Tween
Looking for more events for your 9 - 12 year old? Besides the Tween programs presented by the Children's Department, you can frequently find combined Tween/Teen events offered through the Teen Department! Check your location's calendar for more details!

Homeschool Connections ♦ Summer 2018