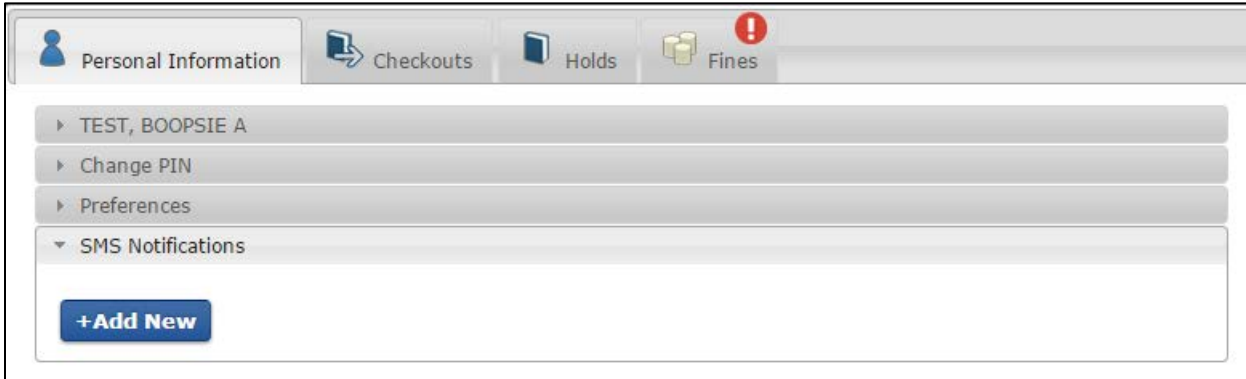


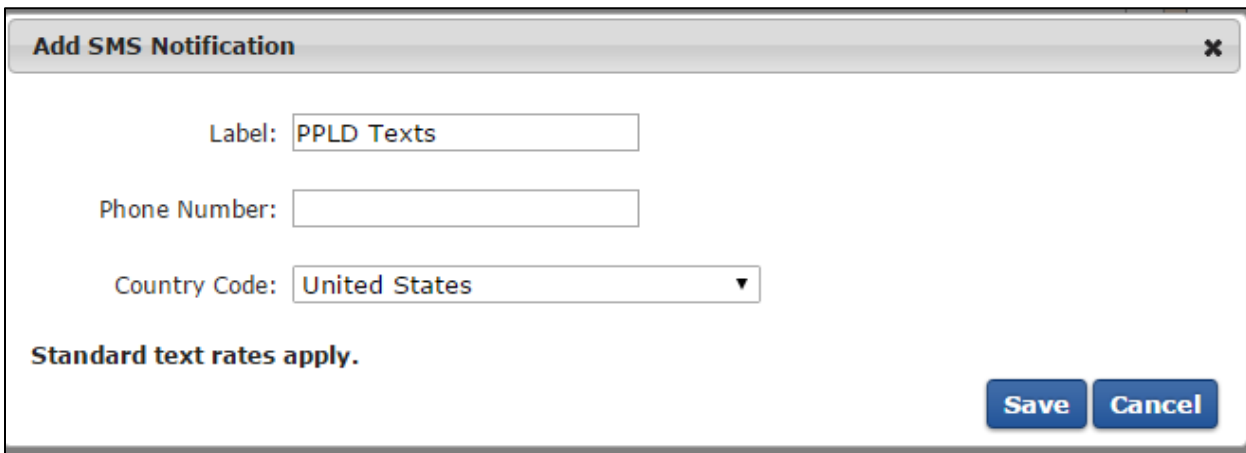
**Sign up for PPLD text messages through the online catalog (catalog.ppld.org):**

Log on to “My Account” and click on the Personal Information tab.

Click “SMS Notifications” and “Add New.”




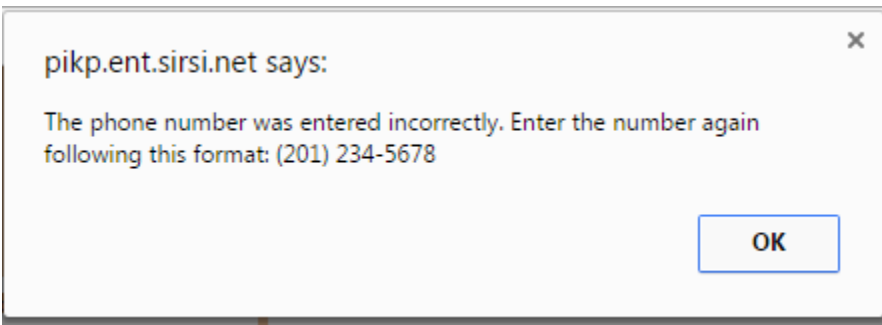
Enter your cell phone number in the “Phone Number” field using the format (XXX) XXX-XXXX.



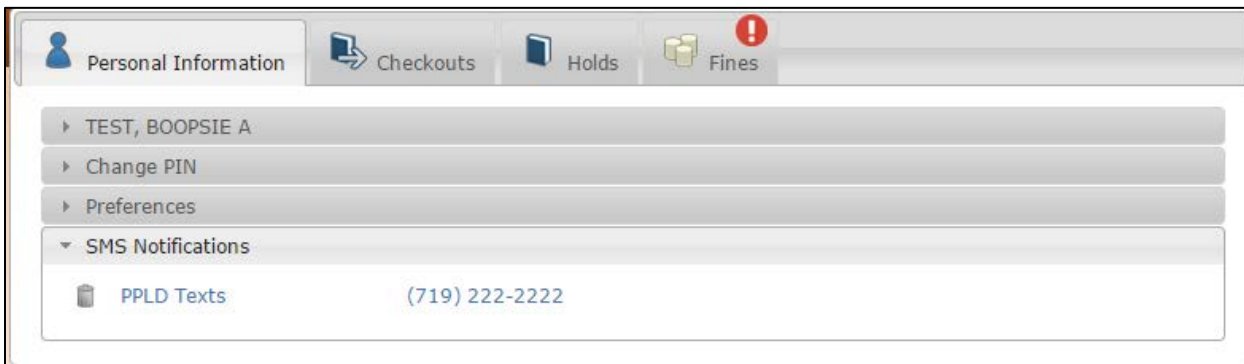
If the phone number is entered in a different format, an alert will prompt you with the correct format.

The number does require one space after the area code:

(XXX)  XXX-XXXX

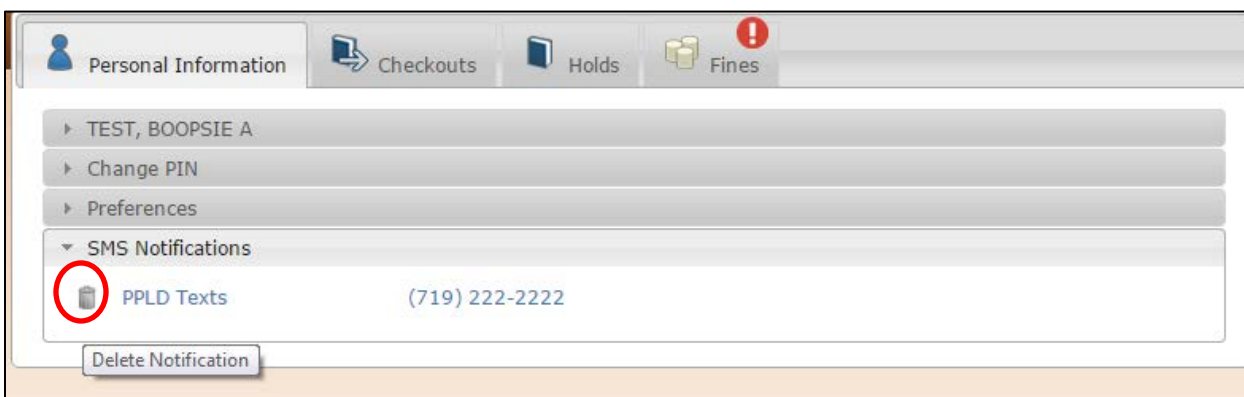


Once the phone number has been saved, you will see it listed in the SMS Notifications tab.



To change the cell number, click on it and an edit option will come up.

To remove the cell number and cease text notifications, click the trash can icon next to the listing.



PPLD sends text messages when a hold is available and when items are due/overdue.

The texts will come from the number 888-464-9205.

Sample:

PPLD: You have 1 hold(s) available for pickup within 7 days. [https://pikp.ent.sirsi.net/client/en\\_US/PPLD](https://pikp.ent.sirsi.net/client/en_US/PPLD)  
PENROSE LIBRARY

PPLD: You have 1 item(s) due tomorrow. You may be able to renew items online (<https://pikp.ent.sirsi.net/client/PPLD>) or by phone ([719-528-3920](tel:719-528-3920)).