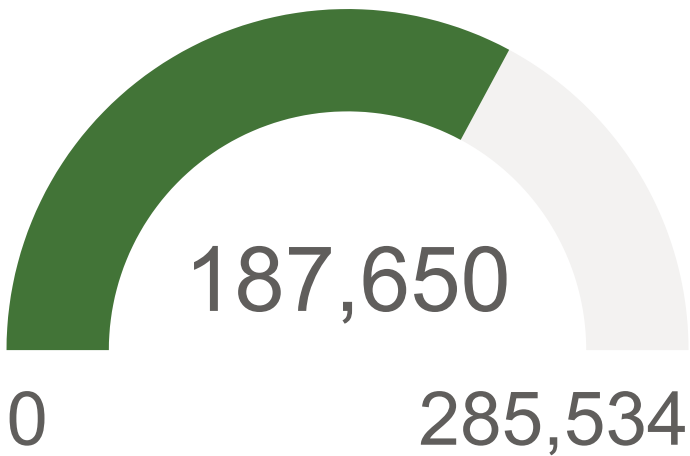
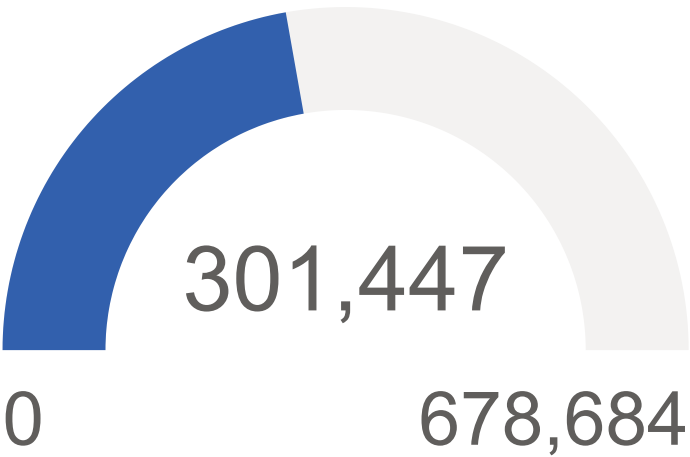


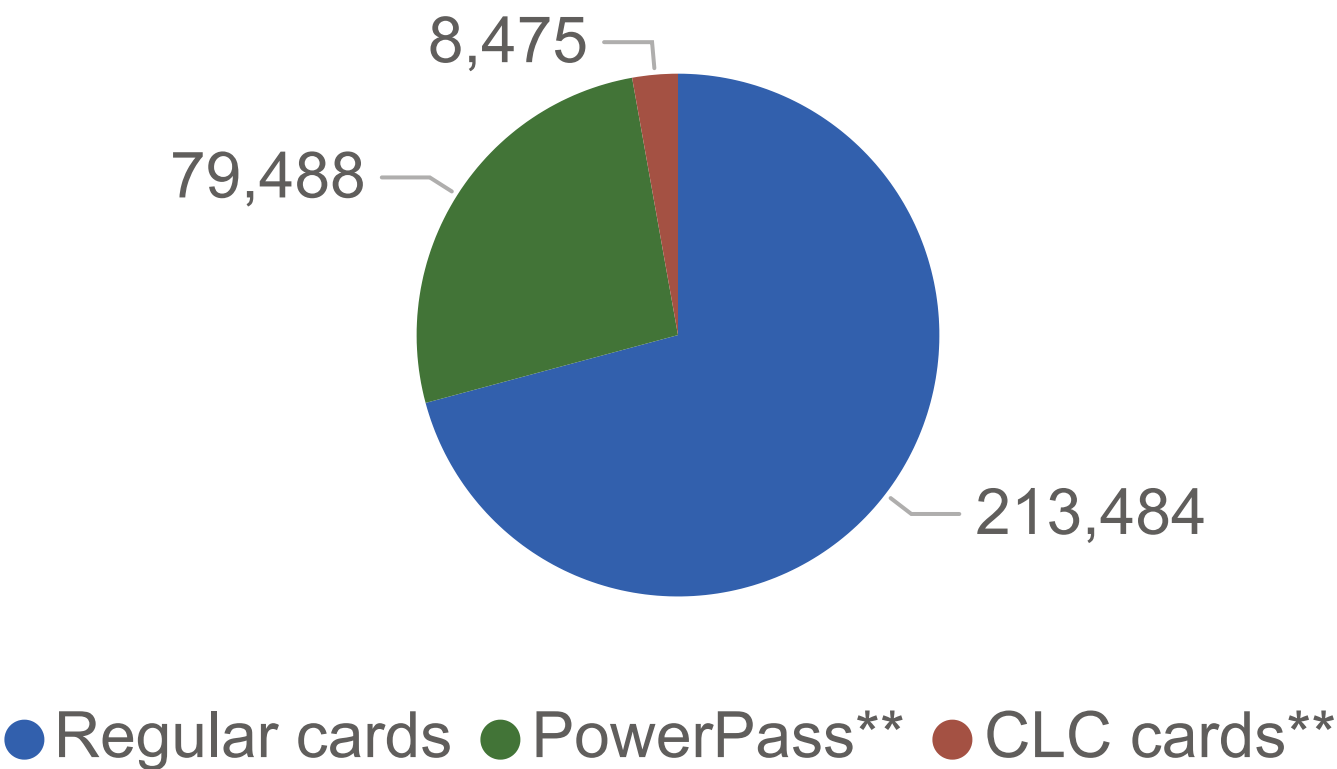
Active Library Cards*

44.4% of our Legal Service Area (LSA) population hold active library cards.



65.7% of households within our LSA hold at least one active library card.

Breakdown of Active Library Cards by Type



* State guidelines define active cards as those used in the last three years. These numbers were pulled mid-March 2025.

** PowerPass - a library card for students through six different El Paso County school districts.
**CLC (Colorado Libraries Collaborate) - a library card for residents outside PPLD's service area.

Public Computer Usage


User Type	Total PC Sessions	Total Hours Used
Library Cards	172,746	115,820
Guest Passes	53,289	48,477
Total	226,035	164,297

In 2024, public computers across the District logged 164,297 hours of use.

To put that in perspective, if PPLD had just one computer that ran close to an average of business hours (10 hours a day, 6 days a week), it would run **over 52 years** to reach that same usage – meaning it would have been running since 1973, the year the first personal computer was introduced.

Public Room Usage

The estimated 170,024 attendees for public room reservations in 2024 **could fill Empower Field at Mile High Stadium roughly two and a quarter times.**



Room Type	Estimated Attendance	Estimated Hours Used	Estimated Community Savings***
Event Space	35,763	1,631.50	\$163,150.00
Study Room	44,814	35,306.75	\$441,334.38
Meeting Room	89,447	16,617.00	\$623,137.50
Total	170,024	53,555.25	\$1,227,621.88

*** Estimated community savings are based on the midpoint of a price range derived from comparable rental costs for similar spaces in the area.