

A Look at Circulation

Physical vs. Libby/OverDrive Materials

PPLD's circulation statistics from January 2024 - June 2025 were analyzed. Physical items and Libby/OverDrive checkouts were almost equal.

The charts below show the percentage of the districtwide checkouts for each location.

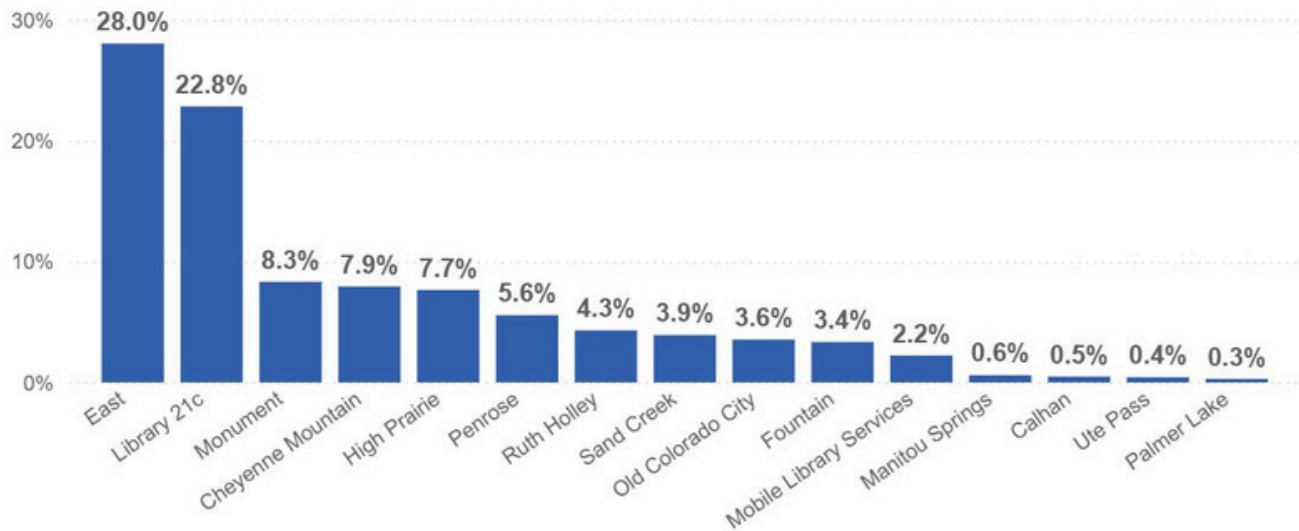


Physical Material
Checkouts
51%



Libby/OverDrive
Material Checkouts
49%

Percentage of Total Physical Checkouts by Location



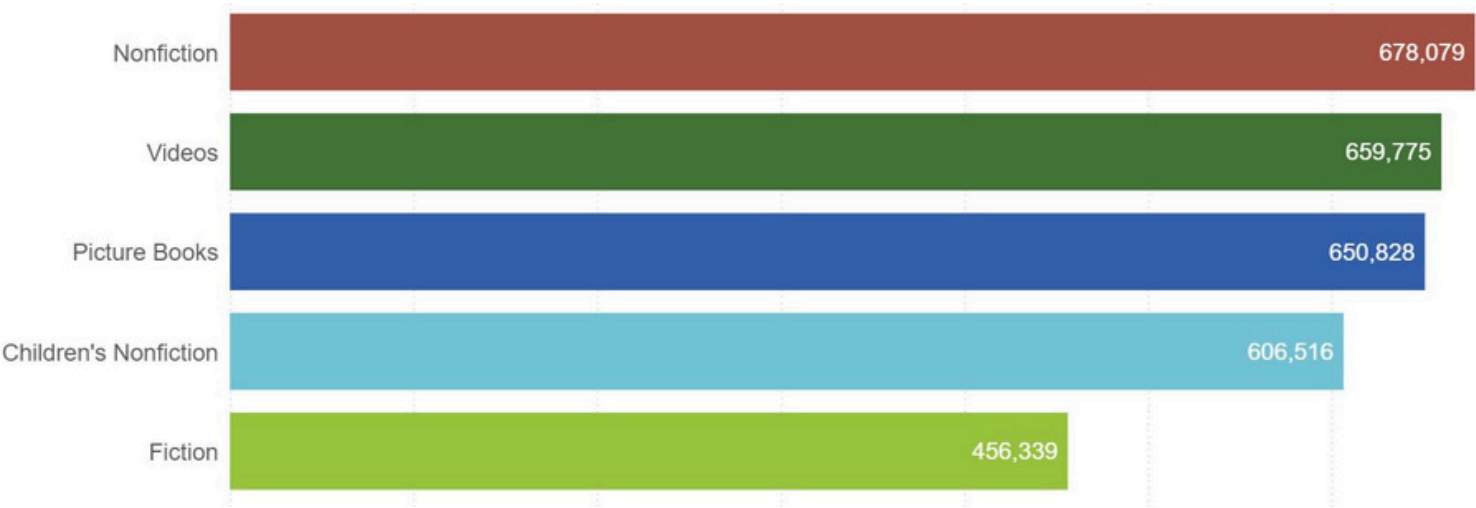
Percentage of Total Libby/OverDrive (eBook) Checkouts by Location



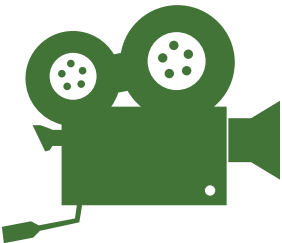
Physical Collection Popularity

The popularity of PPLD’s various physical collections was also analyzed between January 2024 and June 2025. A chart showing the five most popular collections for the whole District is shown below. The top circulating collection for each individual location is also identified.

Districtwide Top Five Collections



Most Popular Collection by Branch



Videos

Calhan Library
Cheyenne Mountain Library
Mobile Library Services
Old Colorado City Library
Palmer Lake Library
Penrose Library
Ruth Holley Library
Sand Creek Library



Picture Books

Fountain Library
High Prairie Library
Library 21c



Children's Nonfiction

Monument Library



Nonfiction

East Library
Manitou Springs Library
Ute Pass Library