

Programs At A Glance

This analysis covers the Pikes Peak Library District programs patrons were most interested in attending. The programs took place between January 2024 - July 2025.

Total Program Attendance

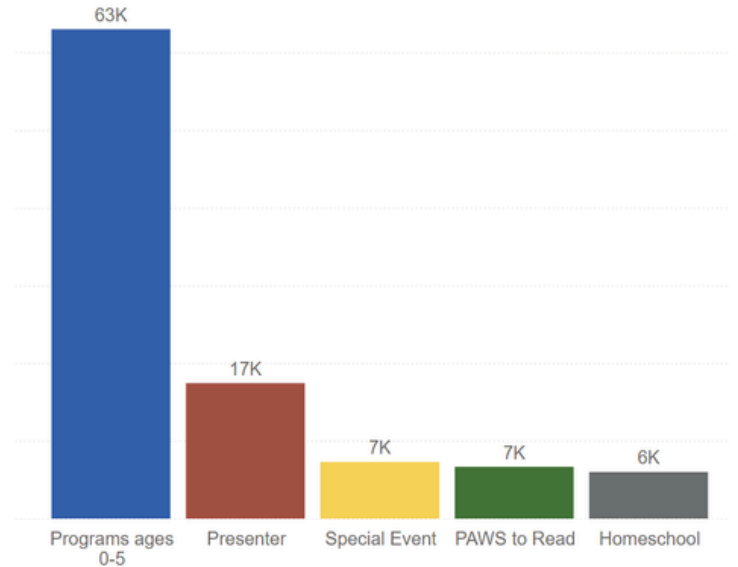
Programs for children age 0 - 5 were the most popular in total attendance at all locations.



Together, Library 21c and East Library saw 50 percent of the District's total program attendance.

Top Program Types

This chart shows the total District program attendance for the top five program types by total attendance.

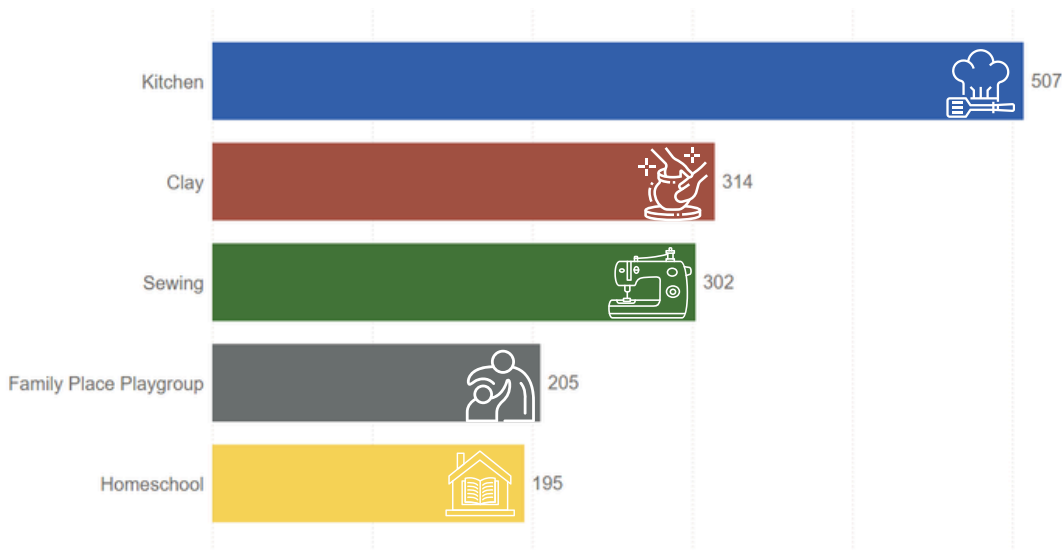


Program Demand

Some programs have limited capacity and require registration. Data from wait lists was gathered for these programs to determine interest and unmet demand.

Top Wait Lists by Program Type

This chart shows the total number of patrons on the wait list for all the programs in each category.

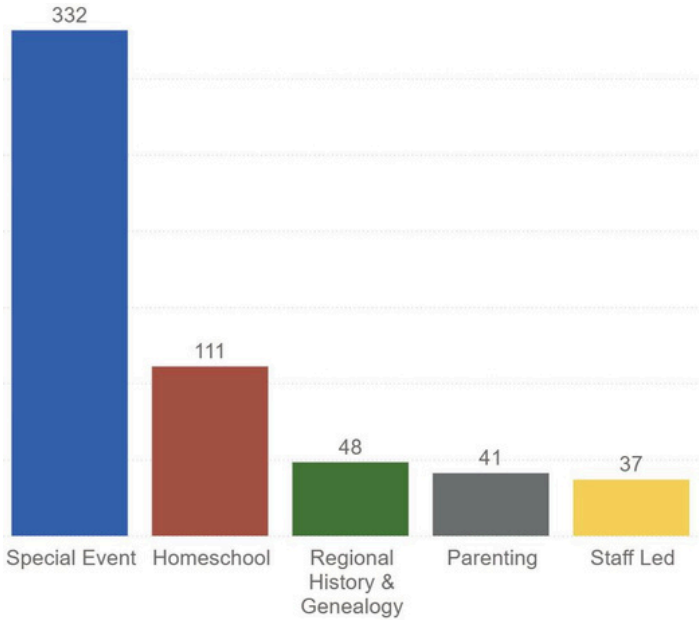


Programs by Average Attendance

Some program types are offered more frequently than others. Data on average attendance was also analyzed to find out more about patrons' interests.

Top Program Types by Average Attendance

This chart shows the average attendance by program type.



Top Program Type by Library by Average Attendance

This section shows what program type is most popular by average attendance for each location.

Special Event



- East Library
- High Prairie Library
- Library 21c
- Monument Library
- Penrose Library
- Manitou Springs Library
- Mobile Library Services
- Old Colorado City Library

Presenter



- Palmer Lake Library
- Ruth Holley Library
- Cheyenne Mountain Library

Staff Led



- Calhan Library
- Fountain Library
- Sand Creek Library
- Ute Pass Library

Average Program Attendance by Library

This chart shows the average program attendance for all programs held at each location.

