


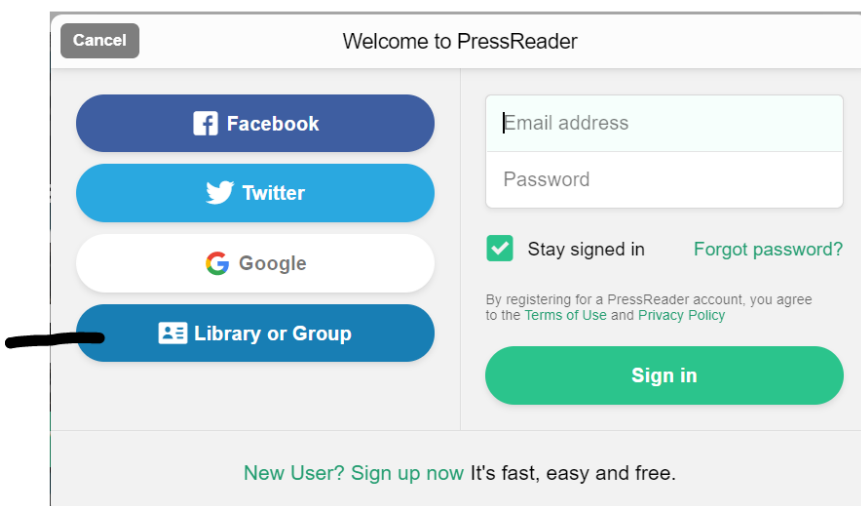


## Use PressReader through a web browser

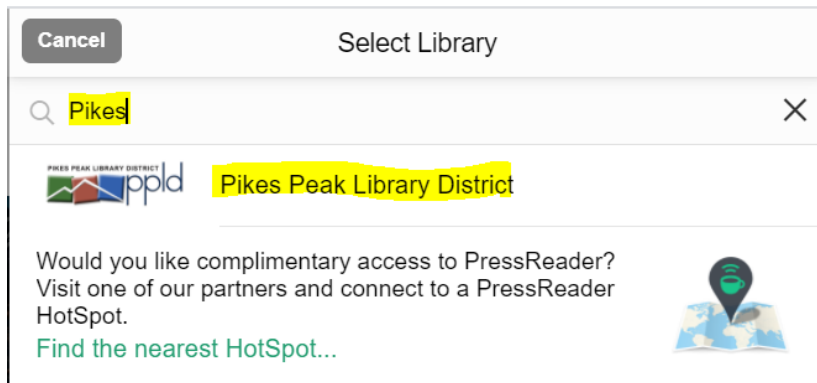
1. Go to <https://www.pressreader.com>
2. Click on the **Log In** icon in the upper right corner. Do not click on the link to start a trial or subscribe to PressReader Premium.



3. Click on the **Library or Group** button



4. In the library search box, type **Pikes** and the Pikes Peak Library District will be the only library in the search results. **Click on Pikes Peak Library District** – do not click below on the link to find a hotspot.



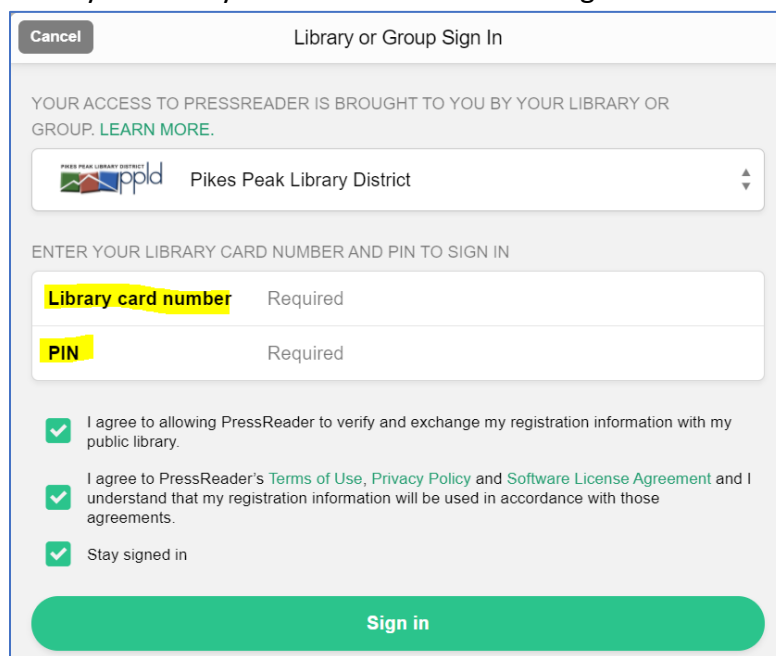
Cancel Select Library

Search Pikes

Pikes Peak Library District

Would you like complimentary access to PressReader?  
Visit one of our partners and connect to a PressReader  
HotSpot.  
[Find the nearest HotSpot...](#)

5. Enter your library card number and PIN to sign in.



Cancel Library or Group Sign In

YOUR ACCESS TO PRESSREADER IS BROUGHT TO YOU BY YOUR LIBRARY OR GROUP. [LEARN MORE.](#)

Pikes Peak Library District

ENTER YOUR LIBRARY CARD NUMBER AND PIN TO SIGN IN

Library card number Required

PIN Required

☒ I agree to allowing PressReader to verify and exchange my registration information with my public library.

☒ I agree to PressReader's [Terms of Use](#), [Privacy Policy](#) and [Software License Agreement](#) and I understand that my registration information will be used in accordance with those agreements.

☒ Stay signed in

Sign in

6. After you sign in with your library card number and PIN, you will see an option to create a free PressReader account. This will give you access to features such as bookmarking and sharing articles, and in the PressReader app, reading offline and having new issues of favorite titles automatically downloaded to your device. **This is optional and not needed to simply view and read titles which you can do after the simple logon with your library card and PIN.**

**If you decide to create the free PressReader account, click on **New User? Sign up now.**** (If you later decide to create the free PressReader account, click on “Sign In” after you are logged on using your library card number and PIN, to create the account.)

Cancel Welcome to PressReader

Facebook Twitter Google Library or Group

Email address  
Password

☒ Stay signed in [Forgot password?](#)

By registering for a PressReader account, you agree to the [Terms of Use](#) and [Privacy Policy](#)

**Sign in**

**New User? Sign up now** It's fast, easy and free.

Cancel New User

Create PressReader account

Email address  
Password

First Name Last Name

Allow email communications:

☒ **General updates**  
New titles, new features, and other cool updates.

☒ **New issues and topic trends**  
Choose from your saved topics and favorite publications below.

By registering for a PressReader account, you agree to the [Terms of Use](#) and the [Privacy Policy](#)

**Create my account**

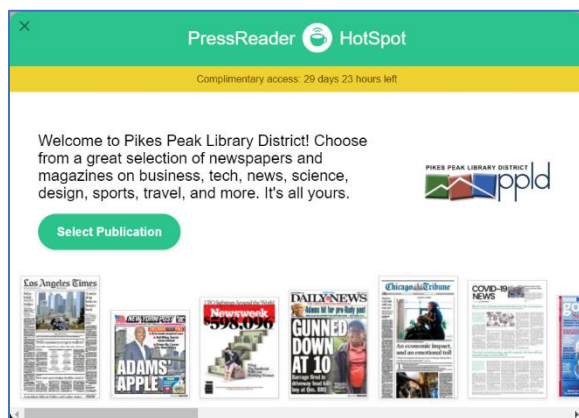
Without an account, you can still access PressReader's catalog via a

Please note:

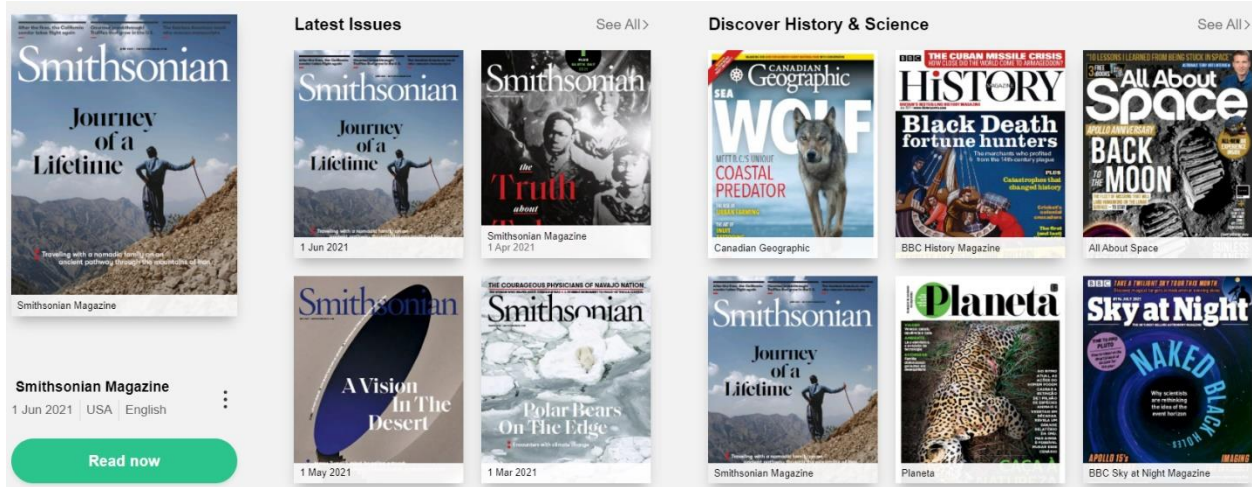
The name you enter will be publicly displayed if you subscribe to channels. You may wish to use initials or a nickname.

PressReader is a third-party service that is governed by its own privacy policy and practices, not the library's. We recommend that you consult PressReader's [Terms of Use](#) and [Privacy Policy](#) before agreeing to use this service.

- You will be granted 30 days of access to the PressReader collection. After that time, you will need to sign in again.

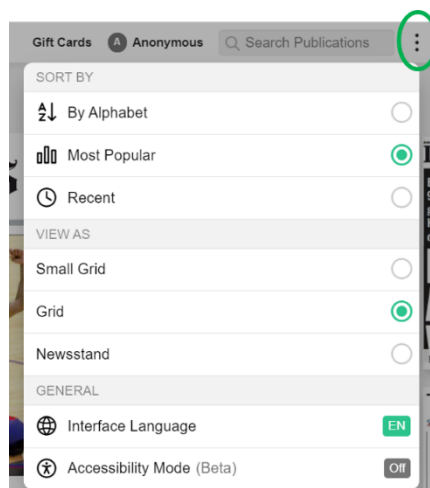
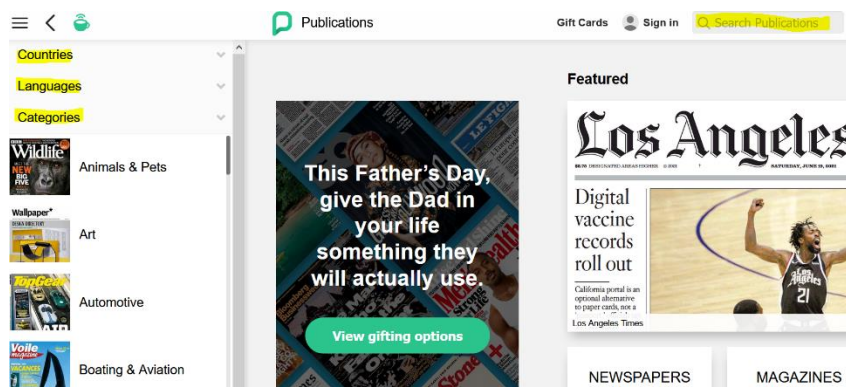


8. When you are signed in on PPLD's subscription to PressReader, you will see a Read Now button appear under the title you have selected to read. If the button does not say "Read Now," you have not accessed the PPLD subscription.



### Tips:

Search publications by using the search field or the Countries, Languages, and Categories facets on the left side of the screen



To access settings such as sort preference, display, and interface language, click on the menu icon in the upper right area of the window (the three dots)