



TAKE AND MAKE: Tween Twist: Farm Dioramas


Ages 9-12 Only

Supplies provided: Barn and rooster shapes, four pipe cleaners (two pink), googly eye stickers, green paper.

Supplies needed (from home): Shoebox or other small box (optional), scissors or wire cutters, tape.



Pig:

1. Take two pink pipe cleaners. Use caution as the ends of pipe cleaners can be sharp, especially once cut.
2. Twist one pink pipe cleaner into a coil.
3. Cut the second pipe cleaner in half. Take one half of the pipe cleaner and bend the middle into an "m" shape to make the ears. Twist the ears into one side of the pipe cleaner coil to make the ears.
4. Cut the second half of the pipe cleaner in half again. Bend both halves into legs and twist into the body of the pig.
5. Peel the tiny stickers off the back of the googly eyes and attach to the face of the pig.



Farmer:

6. Cut the two remaining pipe cleaners into three pieces – one that is 6 ½ inches, one that is 6 inches, and one that is 3 ½ inches.
7. Take the longest piece and twist the top into a circle for the head.
8. Take the second longest piece and twist around the base of the head as the arms.
9. Use the shortest piece to make the legs. Just wrap and twist it around where the other leg would be.
10. If you want, make a farmer's hat out of paper and tape it to the figure's head.




Assemble the Farm:

1. If using a shoebox, arrange the farmer, the pig, the barn, and the rooster inside the shoebox. Cut a strip of the green paper about 1 ½ inches wide and 9 inches long. Fold a narrow strip over and glue or tape to the inside of the box. Use scissors to cut the longer side of the paper into little strips to make grass.



2. If you don't have a shoebox, use the sheet of green paper as the base for your diorama. Fold a 1-inch strip along the long end of the paper. Cut little strips into the paper to make the blades of grass. Use tape to attach the farmer, the pig, the barn, and the rooster to the green paper.



Want to show off your farm diorama? Post a photo on Facebook and tag @ppldteens or @ppldkids.

Find more fun projects to try at ppld.org/kids/create/whats-new